



IMPACT ROI



BABSON social
innovation lab

PROJECT ROI

**Defining the Competitive and Financial Advantages of Corporate
Responsibility and Sustainability**



Project ROI Sponsors



(Lead Sponsor)



(Supporting Sponsor)

By: Steve Rochlin, Richard Bliss, Stephen Jordan, Cheryl Yaffe Kiser

Impact ROI and Babson College thank Verizon and Campbell Soup Company for their support of the project.

Copyright Impact ROI, 2015

Table of Contents

- About The Research Organizations.....2
- Acknowledgements.....2
- I. Executive Summary.....3**
- II. Introduction6**
 - Necessary, But Not Sufficient.....6
 - About Project ROI.....7
 - Defining Corporate Responsibility8
- III. ROI Findings – Firm Value, Share Price, and Risk.....12**
 - Company Value, Share Price, and Risk ROI Scorecard.....12
 - How Does CR Drive Market Valuation and Share Price?15
- IV. ROI Findings – Sales and Reputation.....17**
 - CR Sales and Reputation ROI Scorecard17
 - How Does CR Management Drive Sales and Reputation Benefits?.....18
- V. ROI Findings – Human Resources19**
 - CR Human Resources ROI Scorecard.....19
 - How Does CR Drive Human Resource Benefits?21
- VI. Defining CR’s Strategic Role22**
- VII. Strategies and Tactics for Generating Value from CR.....30**
- VIII. Achieving the Target: Diagnostic Tool.....42**
 - Diagnostics for the Way the Company Fits CR Practices into its Business42
 - Diagnostics for the Company’s Commitment to CR Practices.....43
 - Diagnostics for the Way the Company Manages CR Practices as an Asset.....44
 - Diagnostics for the Way the Company Makes Connections that Enable CR Practices to Drive ROI.....46
- IX. A Look Ahead48**
- X. Bibliography49**

ABOUT THE RESEARCH ORGANIZATIONS

About Impact ROI

Every business, non-profit, social enterprise, and government agency needs a partner to help it deliver superior results against a scorecard of financial, social, and environmental key performance indicators. This is the role and mission of Impact ROI. It's the purpose that drives us, and the experience and expertise we've built over decades.

As the lead author of the Project ROI research series, acclaimed by *Forbes* magazine as a game-changer for the field, we have developed the pathway for companies, civil society organizations, and government agencies to deliver sustainable impact for people, planet, and profit. For more information visit <http://www.impactroiglobal.com/>

About the Lewis Institute for Social Innovation at Babson College

The Lewis Institute illuminates pathways for students, faculty, staff, foundations, and corporate partners seeking social innovation solutions. By drawing upon Babson's core methodology of Entrepreneurial Thought & Action®, we activate unexpected and fruitful collaborations and integrative designs for action. The result is business prosperity and societal improvement. We extend our impact through the Babson Social Innovation Lab, an action tank powered by Toyota, that incubates people and ideas in the world of social innovation. The Institute resides at Babson College, the educator, convener, and thought leader for Entrepreneurship of All Kinds®, and a dynamic living and learning laboratory, where students, faculty, and staff work together to address the real-world problems of business and society—while at the same time evolving our methods and advancing our programs. For more information visit <http://www.babson.edu/Academics/centers/the-lewis-institute/Pages/home.aspx>

About the Authors

Steve Rochlin is founder and CEO of Impact ROI and former CEO of IO Sustainability.

Richard Bliss is the Barefoot Family Endowed Chair, Associate Professor of Finance at Babson College

Cheryl Yaffe Kiser is Executive Director of the Lewis Institute for Social Innovation at Babson College

Stephen Jordan

Acknowledgements

The authors wish to thank the following for making this research and its companion report possible.

First, the vision of our lead sponsor, Verizon, brought Project ROI into being. In particular, Rose Stuckey Kirk, Chris Lloyd, and Emily Bosland of Verizon were always willing to share their perspectives and experiences including Verizon's own method of measuring their corporate responsibility (CR) programs' ROI using a metrics-based model. This has been invaluable in grounding the research and helping to explore fruitful ideas and avenues. They have been excellent partners through the process.

Dave Stangis and Niki King of Campbell Soup Company have provided equally valuable insight and partnership. Their support, along with Verizon's, made the project a reality. We benefited greatly as well from the insights provided by Bob Morrissey and Mike Senackerib from the Campbell Soup Company executive leadership team.

The tireless and passionate commitment of the Impact ROI and Babson College research teams was also vital for the project's development. We express our heartfelt gratitude to IO's Laura Ashbaugh, Sam Charner, Stephen Davis, and Charlie Goldberg and to Babson's Lukas Donado for their invaluable contributions. Thanks as well to IO's Amanda Pekar, Eric Hahn, and Ian Morell. Finally Impact ROI's Roxana Jordan and Babson's Emily Weiner served as unsung heroes for their management oversight. We also thank the individuals from companies that participated as interview subjects. We will, as promised, respect their confidentiality.

I. EXECUTIVE SUMMARY

Corporate Responsibility (CR) practices have great potential to deliver financial returns on investment (ROI) as well as related business and competitive benefits. But it's not enough to engage in CR activities, one must manage them well. Companies should view their combined CR practices as value-creating assets. With proper design and sufficient investment, a company's "CR Assets" can support returns related to:

- Share price and market value
- Sales and revenue
- Reputation and brand
- Human resources
- Risk and license to operate

The potential ROI from CR for large, publicly traded companies, includes the following:

CR's <i>potential</i> value for market value, share price, and risk reduction		
Increase market value by up to: 4-6%	Over a 15 year period, increase shareholder value by: USD \$1.28 billion	Increase valuation for companies with strong stakeholder relationships: 40-80%
Reduce the cost of equity by: 1%	Reduce share price volatility: 2-10%	Avoid market losses from crises: USD \$378 million
Reduce systematic risk by: 4%		Reduce the cost of debt by: 40% or more

CR's <i>potential</i> value for marketing, sales, and brand/reputation		
Increase revenue by up to: 20%	Increase price premium by up to: 20%	Increase customer commitment in: A core segment of 1-20% The total segment of 60%
Establish CR brand and reputation value as: 11% of the total value of the company		Avoid revenue losses of up to: 7% of the firm's market value

CR's <i>potential</i> value for Human Resources		
Reduce the company's staff turnover rate by up to: 50%	Save per additional retained employee: 90-200% of the employee's annual salary	Improvements in CR performance has the same effect on retention as an increase in annual salary of: \$3,700/year
Workers willingness to accept variability in pay: 5% pay cut	Increase productivity by up to: 13%	Increase employee engagement up to: 7.5%

While high quality products and services, effective marketing and sales practices, well-calibrated strategies and business models, and excellent management and operational practices remain the most important drivers of ROI, strong CR practices can both:

- Augment business performance to deliver additional ROI and
- Make up for certain deficiencies in business performance to preserve, protect, and even grow financial ROI.

From a strategic standpoint, the management and practice of CR can serve one or more of the following business-value generating missions:

Strategic, business-value creating goal range	Potential target
a) Boost how shareholders view performance to enhance share price and market value	Increasing share price as much as 6%
b) Reduce risks and protect the company's license to operate	Protecting as much as 10% of the firm's value
c) Nurture, grow, and protect CR-related brand and reputation value	Nurturing as much as 11% of the firm's value
d) Enhance competitive positioning with, and deepen the engagement of, customers	Increasing revenues as much as 20%
e) Enhance the commitment and engagement of employees	Reducing turnover as much as 50%
f) Some combination of the above	

It is not enough to simply fund or manage environmental, social, and governance programs, one must differentiate good CR management practices from less effective ones.

Companies that make a strong commitment to CR tend to generate ROI. This means:

- Articulating a commitment to clear environmental, social, and governance goals
- Aligning CR management practices with business strategy and mission
- Establishing quantifiable management metrics
- Seeking authentic stakeholder buy-in and engagement

In contrast companies perceived as not fully committed to CR are less likely to generate ROI. Such companies may engage in philanthropy and select environmental and social practices, but exhibit a disconnect between these practices and core operations.

Paradoxically, while deep alignment and commitment tends to pay off for a company's overall CR profile, for any specific CR activity – from philanthropy, to environment, to human rights in the supply chain, and others – companies tend to benefit by following the “Goldilocks” approach. Customers, employees, and shareholders look for the company to engage in just the right amount of activity. They may financially “punish” the company for doing too much or too little. This stakeholder pattern is situational and depends not just on the company's individual context, but on industry and general business patterns of behavior.

To enhance the potential for CR to deliver value, companies will benefit from adopting the management framework of:

1. **Fit:** Make CR commitments that fit your company's core attributes and your key stakeholders' expectations.
2. **Commit:** Make a genuine commitment to address CR issues.
3. **Manage:** Think of, develop, and manage your portfolio of CR practices as a valuable intangible asset.
4. **Connect:** Build key stakeholder awareness, trust, engagement, and affinity.

These findings suggest that it is time to move away from the debate over whether CR in the abstract creates or destroys value. Companies and their managers are able to exert some measure of both choice and control over the business-related benefits that their CR management will deliver. Like other investments, some CR initiatives will pan out and others won't. The implication for companies is to develop business-aligned and integrated CR strategies. This includes applying to CR some of the same management disciplines as any other business function.

The authors intend to continue our investigation of how CR drives financial and societal value, and develop ways the systems companies can use to improve the results from their CR investments and strategies.

II. INTRODUCTION

For years a debate has raged – do corporate environmental, social, and governance (“ESG”) practices drive or distract from tangible financial, competitive, and wider business performance? With the support of Lead Sponsor Verizon and Supporting Sponsor the Campbell Soup Company, the Project ROI team of Impact ROI and Babson College has conducted extensive research to answer this question. In the process the team has identified important lessons learned regarding the key strategies and tactics likely to deliver returns from CR.

Our finding: CR practices have great potential to deliver financial returns on investment (ROI) and related business and competitive benefits. However, it is not enough to engage in CR activities per se, one must do them well. As with every aspect of business management, some types of CR investments succeed and others fail. Companies should view their combined CR practices as a valuable collection of assets or an asset base. With proper design and sufficient investment, a company’s “CR Assets” can support returns related to:

- Share price and market value
- Sales
- Reputation and brand
- Human resources
- Risk and license to operate

Companies that commit to building CR approaches that utilize systematic business analytics and tools can adopt strategies and tactics that should increase the potential to generate financial and wider business value. These approaches can and should reinforce objectives to deliver tangible benefits for society.

Necessary, but not sufficient

Environmental, social, and governance programs may contribute to overall profitability and business success, but they are dependent on the overall business context. CR practices cannot replace the quality and attractiveness of products and services. Sound CR practices cannot make up for strategic and managerial deficiencies in other business disciplines like strategy, finance, marketing, manufacturing, HR, or R&D (although they may mute the downside impacts from errors in judgment and crises).

However, the findings suggest that well-designed and managed CR practices help drive and support value in a number of ways. Given the outcomes that CR potentially generates, companies should embrace CR practices as a valuable contributor to competitive financial and business performance.¹

1 Lacey, Kennett-Hensel, & Manolis, 2014; Porter & Kramer, 2006

About Project ROI

Verizon and the Campbell Soup Company launched Project ROI to support their efforts to continuously improve their ESG performance and to tangibly measure the benefits to business of environmental, social, and governance programs. They supported the research of Impact ROI and Babson College, who undertook the work under the condition that the research team would share findings based on wherever the research led.

Project ROI's objective is to assess the business case for CR for the benefit of senior executives, boards of directors, and even Wall Street. The research has asked what, if any, potential ROI can CR deliver? We have then assessed:

- What are the strategies, tactics, and practices likely to create ROI?
- What lessons should executives and managers take regarding their approach to and measurement of CR practices?

Our approach relied on analyzing existing research from credible analysts and institutions. The vast majority of our sources have come from academic and peer reviewed sources. In total we have investigated over 300 studies.

We have supplemented our research with interviews of executives and CR practitioners and from our experience advising, studying, and training hundreds of companies across industries.

The existing body of research tends to focus mostly on the experience of large, publicly traded companies. There are several reasons for this:

- (1) Transparency of financial results makes it relatively easier to measure the relationship between CR and financial performance.
- (2) Many of the benefits of CR are related to balance sheet improvements, particularly relevant to publicly-traded companies.
- (3) Privately held companies do not necessarily have as much pressure to deliver profitability on a quarterly basis.

However, the research we have reviewed is diverse and in the opinion of the authors often does apply to large privately held firms. We would project, as well, that the research has certain relevance for small and medium enterprises. This is an area that requires deeper investigation.

It is important to note that asking what returns CR brings to society is a crucial question. While our research concentrates on the business case, it is important to underscore a key finding: companies that commit to CR approaches that genuinely and authentically aim to optimize their impact and to generate positive benefits for society, stand the best chance of delivering financial and business value.

Defining Corporate Responsibility

We use four terms interchangeably: “ESG” (environment, social, and governance); “Corporate Responsibility” or “CR”; “Sustainability”; and “Corporate Social Responsibility” or “CSR.” The fact that no single term suffices to explain the practice and that every term possesses multiple (and sometimes competing) definitions creates challenges for the fields of both research and practice.

For the purposes of this report the above terms refer to a company’s efforts to:

- **Reduce the corporate footprint.** This discipline refers to management efforts to reduce the firm’s detrimental impacts on environmental, social, economic, and governance performance indicators within its surrounding community, value chain, or broader eco-system. It includes direct corporate action as well as those behaviors of the company’s wider value chain whose CR performance it influences through the policies, decisions, and incentives it creates.
- **Enhance positive solutions that improve environmental, social, economic, and governance conditions.** Sometimes referred to as the corporate “handprint,” this refers to a spectrum of practices ranging from pre-competitive investments designed to improve social and economic conditions in a new market, to research and development designed to meet CR needs more seamlessly, to philanthropy and other forms of community engagement and development.
- **Transparently disclose and report on CR performance.**
- **Determine the company’s accountability** for CR performance in dialogue with stakeholders.²

Companies struggle to design a coherent and consistent process to manage and implement CR practices.³ Impact ROI’s research and hands-on experience finds that companies typically divide CR practices across four work-streams as captured in figure 1.

2 The researchers recognize that there are many different attributes and complexities inherent in the broader field encompassed by CR, ESG, Sustainability, and CSR and future iterations of Project ROI will continue to explore these issues in increasing granularity over time.


3 Rangan, Chase, & Karim, 2015

Figure 1: The roles and structures of CR operations

			
COMPLIANCE	ENGAGEMENT	COMPETITIVE POSITIONING	INNOVATION & TRANSFORMATION
<p>Major functions</p> <ul style="list-style-type: none"> Technical assessment, auditing, reporting and improvement of regulatory and voluntary systems 	<p>Major functions</p> <ul style="list-style-type: none"> Code and standard adoptions; communications, stakeholder management, partnership, program design, reporting 	<p>Major functions</p> <ul style="list-style-type: none"> Share value programming, pilot products, social innovation, supplier development, green production 	<p>Major functions</p> <ul style="list-style-type: none"> Strategic planning, R&D and product development, business process redesign
<p>Examples</p> <ul style="list-style-type: none"> Emissions Legal and ethical conduct Safety 	<p>Examples</p> <ul style="list-style-type: none"> Giving and volunteer Engagement Reporting SRI, ratings, standards 	<p>Examples</p> <ul style="list-style-type: none"> Cost savings Pilot products Pilot R&D Cause campaign 	<p>Examples</p> <ul style="list-style-type: none"> Products foster sustainability “Net positive” footprint

The paradox companies face is that the left two columns – “Compliance” and “Engagement” – possess relatively clear structures, processes, procedures, policies, and management cycles. However, their business case and potential for ROI are hard to define.

In contrast, the “Competitive Positioning” and “Innovation & Transformation” work streams can possess more straightforward business cases. Examples that relate to these areas from Verizon and Campbell Soup include the following:



- Verizon’s Corporate Responsibility group and Wireless Business partnered with external stakeholders to design “The Coupe”, a mobile phone created specifically to address the unique needs of the disability and senior communities. The product launched in 2008 and sold 400,000 units, remained on back order for months, and moved to a second generation with “The Knack”, which quickly sold 100,000 units. In addition, Verizon Wireless also created a senior calling plan, which brought in 100,000 new customers. Verizon Wireless spending by the senior segment increased by 100 percent from 2007 to 2008.⁴
- Currently Verizon is pursuing a strategy of deploying technology solutions to incubate innovative approaches that target social issues in underserved communities that might not otherwise be addressed by the business itself.

This approach provides R&D and market intelligence to the business in the form of outcomes and analysis. For example, Verizon Innovative Learning Schools (VILS) provide professional development to educators in schools to help them better leverage the power of mobile technology. Verizon uses a rigorous measurement process to assess the social impact that mobile technology—when used appropriately—has in the classroom. The initial results are positive.

- The average increase in standardized math scores for VILS schools students is 6.97%, compared to the non-VILS average increase of 4.23%. 99% of teachers responding reported some positive effect on student behavior and attitudes. Verizon's business units are using this data to develop new opportunities for the business.⁵



- In 2010, Campbell rolled out its 2020 goal to reduce its environmental footprint by half. While efforts are taking place at all of the company's facilities globally, the Napoleon, Ohio, facility set the standard for the company's green efforts as the facility makes more than two-thirds of Campbell's beverage volume and over a third of soup volume in North America. In addition, about a fifth of company-wide electricity consumption occurs at Napoleon. To help offset the resource needs of such a high-production facility, major renewable energy projects were implemented. In 2012, the plant transitioned to natural gas and currently recycles 95 percent of materials. In addition, two projects – a 60 acre, 24,000 panel solar field, which is the largest in the United States supplying solar energy to a single private facility, and a new biodigester that converts fruit-and-vegetable waste into methane to fuel two generators – are projected to fill 40 percent of Napoleon's electric demand. Campbell spent no money to install the solar system and locked in a price for 20 years at a rate that is the equivalent to or less than what the company was paying. Based on Department of Energy projections, the solar array will reduce Napoleon's electricity costs \$4 million and eliminate 250,000 metric tons of greenhouse gas over the purchase agreement's 20-year period.
- In FY2013, Campbell launched an extensive re-lighting project at its processing plant in Dixon, California. The company replaced more than 1,800 halide lighting fixtures with more efficient LED wall packs, flood, and pole lighting. The project is expected to save 180,088 kilowatt hours annually and remove 270,000 pounds of carbon dioxide, 450 grams of sulfur dioxide, and 1 million grams of nitrogen oxide from the air EPA estimates put this reduction

at the equivalent of the carbon that would be sequestered by 104 acres of U.S. forest in one year, saving 14,245 gallons of gasoline, or removing 26 cars from the road. Campbell continues to invest in environmental compliance and sustainability initiatives, with that amount exceeding \$17 million in FY2014. These investments have paid off, yielding savings of more than \$77 million since 2009.⁶

One can assess the ROI for each of these examples using analytical tools commonly employed by managers. Yet, companies often find it difficult to embed these approaches in a clear system of strategic goals and objectives, management responsibility, and processes. It is even more difficult to weave all four work streams into a coherent whole.

Project ROI looks at the whole picture with particular focus on the Compliance and Engagement work streams. These represent the most difficult business cases to plan and measure. They are also necessary for companies to credibly execute strategies for the latter work streams.

6 Interview with Niki King, The Campbell Soup Company, 2014

III. ROI FINDINGS – FIRM VALUE, SHARE PRICE, AND RISK

Meta-analyses of hundreds of studies find a positive relationship between CR performance and financial performance.⁷ Furthermore, there is growing evidence that CR management goes beyond correlation and has a causal relationship with financial performance.⁸

Overall, the market rewards leading CR performers more than laggards and those that dabble.⁹ Research typically measures the distinction between top tier, middle-tier, and bottom-tier performers by utilizing rating and assessment systems. Many different rating and assessment systems have been developed, however a common one referenced in the literature is the KLD ratings now owned and managed by MSCI. These kind of CR ratings score companies across a range of ESG performance indicators and topics. The results allow researchers to categorize samples of companies and distinguish the level of CR commitment and quality of CR performance.

The quality, management, business integration, and communication of a company's CR approach affect market value. Collectively these have the potential to influence the way investors weigh contextual factors and reward companies for good CR management or punish them for bad.

The upshot:

Companies can use their CR approach to enhance market value. However, engaging in CR activities in and of themselves do not guarantee a positive ROI.

Company Value, Share Price, and Risk ROI Scorecard

Large, publicly traded companies that adopt effective CR approaches have the potential to generate the following returns on investment.

7 Margolis & Walsh, 2001; Orlitzsky, 2003; Peloza, 2009

8 Flammer, 2013; Rodgers, Choy, & Guiral, 2013

9 Barnett & Salomon, 2012; Brammer & Millington 2008; Eccles, Ioannou, & Serafeim 2011; Tang, Hull, & Rothenberg, 2012; Wang & Choi, 2013

Table 1: CR Firm Value ROI Scorecard

Enhanced market performance driven by a company's total CR profile

The potential value CR can generate:

- **Leading CR performers have the potential to outdo laggards by as much as 4% - 6%.¹⁰ Examples:**
 - Over a 15 year period (1991-2006) for a company in the S&P 500 Index this translates to on average: \$1.28 billion in additional shareholder wealth (an average of \$85M/year) for a cumulative return of 133%¹¹
 - Over a 17 year period (1993-2010) an investment of \$1 in high performing CR firms grew to \$22.60. The same \$1 invested in low performing CR firms grew to only \$15.40 in the same period¹²
 - For a large corporation with an average market value of approximately \$48 billion, one unit increase in a CR rating would result in approximately \$17 million more in profits on average in subsequent years, a 4% increase in financial returns¹³
- **From between 2009-2012 an investment of \$1 in:**
 - A CR leader grew to \$1.13
 - An average performer grew to \$1.07
 - A laggard stayed at par¹⁴
- **A one-standard deviation increase in CR performance is associated with a 5.08% increase in mean equity value¹⁵**

Enhanced market performance driven by a specific CR practice

The potential value CR can generate:

- **Strong environmental practices, for example:**
 - From 2004-2007 leaders in carbon reducing outperformed laggards by 3%, with a cumulative total return of 81.85% compared to 72.67%¹⁶
- **Strong stakeholder relationship management practices, for example:**
 - Investors valued mining companies with strong stakeholder relationships 46%-86% higher than those with average or weak relationships.¹⁷ Firms that treat stakeholders well excel in market valuation¹⁸
- **Effective philanthropy correlates with superior financial market valuations¹⁹**

Reduction in the cost of equity

The potential value CR can generate:

- Good corporate governance and CR practices can reduce the rate of return required by the company's ordinary shareholders in order for that investor to bear the risk of holding that company's shares by up to 1%²⁰
- Firms with a better CR performance tend to have a lower cost of equity capital²¹
- Investors expect higher returns – up to 1.4% annually – on stocks facing more environmental concerns than their peers²²

10 Eccles, Ioannou, & Serafeim, 2011; Koh, Qian & Wang, 2014; Luo & Bhattacharya, 2006; Park & Moon, 2011; Perez de Toledo & Bocatto, 2014
 11 For the average company in the S&P500 Index. Source: Park & Moon, 2011
 12 Eccles, Ioannou, & Serafeim, 2011
 13 Luo & Bhattacharya, 2006
 14 Perez de Toledo & Bocatto, 2014
 15 Koh, Qian, & Wang, 2014
 16 Innovest Strategic Value Advisors, 2007
 17 Henisz, Dorobantu, & Nartey, 2013
 18 Wang & Choi, 2013
 19 Brammer & Millington, 2008; Jacobs, Singhal, & Subramanian, 2010; Lev, Petrovits, & Radhakrishnan, 2010
 20 Derwall & Verwijmeren, 2007
 21 El Ghoul, Guedhami, Kwok, & Mishra, 2011; Sharfman & Fernando, 2008 (focusing on the effects of environmental performance)
 22 Chava, 2011

Reduced share price risk and volatility driven by a company's CR approach

Reduced share price risk

The potential value CR can generate:

- A one-standard deviation increase in CR performance from the average can cut firm-specific risk by 10% compared to its industry peer group.²³
- Firms with strong CR reputations experience no meaningful declines in share price compared to their industry peer group during crises, whereas firms with weak CR reputations declined by 2.4% - 3%, a market capitalization loss of \$378 million per firm.²⁴

Reduced systematic risk

The potential value CR can generate:

- Strong CR performance reduces systematic risk. CR can reduce the average β ("Beta" – a measure of the volatility, or systematic risk, of a security or a portfolio in comparison to the market as a whole) by up to 4%.²⁵
- Better environmental risk management reduces β .²⁶

Reduced cost of debt

The potential value CR can generate:

- Superior environmental performance compared to peer group yields lower cost of debt by 40-45 basis points (bp).²⁷
- Moving from the bottom to top governance quartile doubles the probability of an investment-grade credit rating. An investment grade credit rating reduces the cost of debt by 8% or 800 bp versus a speculative rating, leading to a reduction of \$38.4 million in annual interest expense compared to the median speculative grade firm.²⁸ Firms with below average CR pay 7 to 18 bp more than better CR performers on comparable debt instruments.²⁹
- Higher levels of CR performance are rewarded with lower bond yield spreads. Contributing factors that reduce credit spreads include:
 - Community involvement (reducing spreads by 43.4% or ~ 40 bp for a AA-rated bond);
 - Product safety and quality (reducing spreads by 30.3%);
 - Increased employee dissatisfaction can increase credit spreads up to 88%.³⁰
- Firms facing higher stakeholder environmental concerns than their peers pay higher interest rates on bank loans. Up to 25 bp in one study, or \$1.5 million annually for the average sample loan,³¹ and up to 64 bp in another study.³²

23 Luo & Bhattacharya, 2009
 24 Schnietz & Epstein, 2005
 25 Albuquerque, Durnev, & Koskinen, 2014
 26 Sharfman & Fernando, 2008
 27 Schneider, 2011
 28 Ashbaugh-Skaife, Collins, & LaFond, 2006
 29 Goss & Roberts, 2011
 30 Oikonomou, Brooks, & Pavelin, 2011
 31 Chava, 2014
 32 Bauer & Hann, 2010

How does CR drive market valuation and share price?

“No investor has ever asked us about our Corporate Responsibility practices.”³³

The C-Suite executive quoted above appears to reflect a common experience. Another senior executive adds, “When we brief investors on our CR practices, they never have follow up questions or comments.”³⁴

Recent research suggests this may change as analysts are beginning to make decisions and recommendations based in part on evaluations of CR performance.³⁵ Yet it seems puzzling that active CR management drives up share price when few investors seem to express concerns or interest.

Deriving market and share price value from CR does not require investors to initiate queries about a company’s CR performance. Instead, sound CR management practices appear to influence investors in three ways:

1) Integrating CR and intangible assets

Investors appear to respond positively to firms that integrate their approach to CR with the investment and management of intangible assets such as talent, brand and reputation, and innovation.³⁶

2) CR as a proxy for strong, well-managed companies with bright futures

Investors appear to treat CR as an intangible asset and proxy signaling firm strength,³⁷ such as:

- A sign that the firm’s future prospects are bright.³⁸
- An indicator of strong performance across:
 - Good management. In particular shareholders perceive that CR serves as a proxy for – and may drive -- improved operating performance including improvements in labor productivity and sales growth, suggesting CR improves employee satisfaction and appeals to customers.³⁹
 - Competitive differentiation. Any firm can imitate a specific CR program. But companies that commit to high CR performance are acquiring competencies and resources that are hard to copy or imitate and that can create a sustainable competitive advantage.⁴⁰
 - Employee engagement.⁴¹
 - Organizational culture.⁴²
 - Innovation.⁴³

3) Reducing financial and other forms of risk

Investors may perceive that CR serves as “insurance-like” protection of intangible assets when

33 Interview with C-Suite executive, 2014
34 Interview with senior executive, 2015
35 Ioannou & Serafeim, 2014
36 Luo & Bhattacharya, 2006; Surroca, Tribó, & Waddock, 2010
37 Lys, Naughton, & Wang, 2013, and 2014
38 Lys, Naughton, & Wang, 2013, and 2014
39 Flammer, 2013; Wang & Choi, 2013
40 Perez de Toledo & Bocatto, 2014; Wang & Choi, 2013
41 Surroca, Tribó, & Waddock, 2010; Brammer & Millington, 2008
42 Surroca, Tribó, & Waddock, 2010
43 Surroca, Tribó, & Waddock, 2010

events challenge the integrity of the firm.⁴⁴

It is interesting to note that CR brings no value enhancement for firms in “socially contested” industries (e.g., tobacco, gambling, alcoholic beverages, and firearms).⁴⁵

44 Godfrey, Merrill, & Hansen, 2009; Koh, Qian, & Wang, 2014

45 Koh, Qian, & Wang, 2014

IV. ROI FINDINGS – SALES AND REPUTATION

“CSR is shown to be a necessary and sufficient mechanism for stronger customer relationships....” CSR is not only something that a company should engage in based on principled grounds but also something that a company must practice for strategic reasons as their customers demand it and place relational value on it.”⁴⁶

Sound CR management has the potential to increase revenues up to 20% and to enhance the firm’s brand and reputational value by 11%. To achieve these results, companies must set a goal and apply targeted marketing strategies and tactics.

CR Sales and Reputation ROI Scorecard

Companies that adopt effective CR approaches have the potential to generate the following returns on investment.

Table 2: CR Sales and Reputation ROI Scorecard

Revenue from increased sales	Revenue from price premiums
<p>The potential value CR can generate:</p> <ul style="list-style-type: none"> • Sales revenue can increase up to 20%.⁴⁷ • Every \$1 in corporate philanthropic contributions can generate \$6 in increased sales revenue (within limits).⁴⁸ 	<p>The potential value CR can generate:</p> <ul style="list-style-type: none"> • Price premiums can increase up to 20%.⁴⁹
Customer retention and loyalty	Risk reduction from product and other crises
<p>The potential value CR can generate:</p> <ul style="list-style-type: none"> • CR can affect variations in customer satisfaction by 10% or more. • While CR can motivate the purchasing behaviors of up to 60% of customers,⁵⁰ the true core ready to open their wallet is in the 1-20% range.⁵¹ <ul style="list-style-type: none"> • This core segment may base their affinity on CR practices and they will promote the products whose CR they believe in. • Involving customers directly in CR activities increases their trust for your company while decreasing trust in your competitors.⁵² 	<p>The potential value CR can generate:</p> <ul style="list-style-type: none"> • The estimated risk protection a well-managed CR program tied to reputation and integrity can deliver is estimated at 4% to 7% of the company’s total value.⁵³

46 Lacey, Kennett-Hensel, & Manolis, 2014

47 Hainmueller & Hiscox, 2011b; Hainmueller & Hiscox, 2011c; Hainmueller & Hiscox, 2012a; Hainmueller & Hiscox, 2012b; Hainmueller & Hiscox, 2014; Tully & Winer, 2013

48 Lev, Petrovits, & Radhakrishnan, 2010

49 Ferreira, Gonçalves Avila, & Dias de Faria, 2010; Hainmueller & Hiscox 2011a; Hainmueller & Hiscox, 2011b; Hainmueller & Hiscox, 2011c; Mueller Loose & Remaud, 2013; Trudel & Cotte, 2009; Tully & Winer, 2013

50 Tully & Winer, 2013

51 Du, Bhattacharya, & Sen, 2011; Lacey, Kennett-Hensel, & Manolis, 2014; Tuppen, 2004

52 Du, Bhattacharya, & Sen, 2011
53 Janney & Gove, 2011; Peloza, 2006; Klein & Dawar, 2004; Koh, Qian, & Wang, 2014

CR Brand and Reputation Value

The potential value CR management can generate:

- 7% to 11% of a company's value comes from the firm's CR brand and/or reputation.⁵⁴

How does CR management drive Sales and Reputation Benefits?

The quality, management, business integration, leadership, and communications of your company's CR approach affect sales and reputation outcomes. If properly aware and engaged, customers will increase their commitment to and engagement with the company.

Any combination of the following can drive sales and reputation value. Section VII on strategies and tactics provides more detail on these approaches:

- Building awareness
- Reflecting the customer's own values
- Creating a pathway from guilt to pride
- Differentiation
- Engaging customers directly in CR activities
- Enhancing the following reputation drivers:
 - Perceptions of a company's citizenship
 - Governance
 - Workplace practices

54 Boston College Center for Corporate Citizenship and the Reputation Institute, 2008; Fombrun, 2003; Gidwani, 2013

V. ROI FINDINGS – HUMAN RESOURCES

“...[C]orporate social responsibility...has quickly become a crucial part of any large company’s long-term strategy – not just in marketing, but in recruiting, too: ...employees now want more from their employer than a paycheck. They want a sense of pride and fulfillment from their work, a purpose and importantly a companies whose values match their own.”⁵⁵

Research finds that strong CR performance increases the commitment, affinity, and engagement of employees. This in turn enhances job performance, increases productivity, reduces turnover, lowers absenteeism, and even reduces the incidence of employee corruption.⁵⁶

In addition, employee engagement links to CR in a virtuous cycle. Together they reinforce one another and enhance financial performance, sales revenue, brand and reputation value, and innovative capability.

The presence of environmental and social programs alone do not guarantee HR benefits. Companies must design effective and strategically targeted CR approaches to generate value for HR.

CR Human Resources ROI Scorecard

Companies that adopt effective CR approaches have the potential to generate the following returns on investment.

Table 3: CR Human Resources ROI Scorecard

Enhanced	Reduce turnover and increased
<p><i>The potential value CR can generate:</i></p> <ul style="list-style-type: none"> Productivity can increase up to 13%.⁵⁷ 	<p><i>The potential value CR can generate:</i></p> <ul style="list-style-type: none"> Reduces the average turnover rate over time by 25% to 50%.⁵⁸ <ul style="list-style-type: none"> Reduces the annual quit rate by 3% - 3.5%.⁵⁹ This can save replacement costs up to 90% to 200% of an employee’s annual salary for each position that stays.⁶⁰ Improving CR performance has the same effect on retention as an increase in annual salary of \$3,700/year.⁶¹ Firms higher in corporate social performance (CSP) are perceived as more attractive employers than firms lower in CSP. Prospective applicants’ job pursuit, probability to interview, and probability to accept a job offer are positively associated with a firm’s CSP.⁶²

55 Meister, 2012

56 Burbano, 2014

57 Tonin & Vlassopoulos, 2014

58 Ipsos Mori, 2008; Vitaliano, 2010; Wong, 2011

59 Vitaliano, 2010

60 Direct replacement costs can reach as high as 50%-60% of an employee’s annual salary, with total costs associated with turnover ranging from 90% to 200% of annual salary (Allen, 2010)

61 Vitaliano, 2010

62 Greening & Turban, 2000

Reduced	Employee
<p><i>The potential value CR can generate:</i></p> <ul style="list-style-type: none"> Workers are willing to take up to a 5% pay cut.⁶³ Workers who were informed about a CR program were willing to accept a lower wage and were more likely to go “above and beyond” for the employer by doing extra work not required for payment. Higher performing workers were more responsive to CR than lower performers.⁶⁴ 	<p><i>The potential value CR can generate:</i></p> <ul style="list-style-type: none"> Increase employee engagement by 7.5%.⁶⁵

Table 4: Trends in Employee Attitudes

- 86% of workers believe it is important that their own employer is responsible to society and the environment, with over half (55%) feeling that it is “very important”.⁶⁶
- 76% of Americans would not take a job with a company that had a bad reputation, even if unemployed.⁶⁷
- 75% would recommend their company if they feel it is environmentally responsible vs. 43% if it is not.⁶⁸
- 71% want to work for a company whose CEO is actively involved in corporate responsibility and/or environmental issues.⁶⁹
- 53% of workers said that “a job where I can make an impact” was important to their happiness.⁷⁰
- 72% of millennials said “a job where I can make an impact” was important to their happiness. 45% would take a pay cut for a job that makes social or environmental impact. 58% would take a pay cut to work for an organization with “values like my own.”⁷²
- 80% want to work for a company that cares about how it impacts and contributes to society. Over half would refuse to work for an irresponsible corporation.⁷³
- 61% would prefer to work for a company offering volunteering opportunities.⁷⁴
- 55% said that the company’s “cause work” influenced their decision to accept an offer.⁷⁵
- 7 in 10 consider themselves social activists. Three in four of these seek out employers that support a social cause.⁷⁶
- 3 in 4 believe corporations should create economic value for society by addressing society’s needs.⁷⁷

63 Du, Bhattacharya, & Sen, 2013
 64 Burbano, 2014
 65 Wong, 2011
 66 Ipsos Mori, 2008
 67 CR Magazine, 2014
 68 Ipsos Mori, 2008
 69 CR Magazine, 2014
 70 Meister, 2012
 71 Meister, 2012
 72 Meister, 2012
 73 Meister, 2012
 74 Nunn, 2011
 75 The Case Foundation & Achieve, 2014
 76 Swinand, 2014
 77 Swinand, 2014

How does CR drive Human Resource benefits?

The quality, management, business integration, leadership, and communications of your company's CR approach affect HR outcomes. If properly aware and engaged, employees will increase their commitment to and their admiration of their employer.

Any one, or a combination, of these factors enables CR management to drive HR value.⁷⁸

- Enhancing employees' commitment to their employer⁷⁹
- Enhancing employee engagement⁸⁰
- Enhancing how attractive an employer looks⁸¹
- Improving job satisfaction⁸²
- Increasing an employee's sense of pride in their employer⁸³
- Meeting employee needs⁸⁴
- Increasing confidence in and affinity towards the company's leaders⁸⁵

The upshot:

Firms can take actions to use their CR approach to enhance HR outcomes.

78 Burbano, 2014; Carmeli, Gillat, & Waldman, 2007; Gond, El-Akreimi, Igalens, & Swaen, 2010
79 Chun, Shin, Choi, & Kim, 2011; Hansen, Dunford, Boss, Boss, & Angermeier, 2011; Peterson, 2004; Stites & Michael, 2011
80 Ketvirtis, 2012
81 Albinger & Freeman, 2000; Greening & Turban, 2000
82 Du, Bhattacharya, & Sen, 2013
83 Ellemers, Kingma, van de Burgt, & Barreto, 2009
84 Du, Bhattacharya, & Sen, 2013
85 CR Magazine, 2014; Sharif & Scandura, 2014; Vlachos, Panagopoulos, & Rapp, 2013

VI. DEFINING CR'S STRATEGIC ROLE

The research suggests that the management and practice of CR can serve at least one or more of the following business-value generating goals listed in Table 5.

Table 5: CR business-value goals

Strategic, business-value	Potential target
a) Reduce risks and protect the company's license to operate	Protecting as much as 10% of the firm's value
b) Nurture, grow, and protect CR-related brand and reputation value	Nurturing as much as 11% of the firm's value
c) Boost how shareholders view performance to enhance share price and market value	Increasing share price as much as 6%
d) Enhance your competitive positioning with, and deepen the engagement of, your customers	Increasing revenues as much as 20%
e) Enhance your competitive positioning with, and deepen the engagement of, your employees	Reducing turnover as much as 50%
f) Some combination of the above	

A crucial step for a company to make is to identify which of the business value-creating goals it wishes to pursue. Achieving these goals means implementing a four-step process:

- 1. Fit:** Make CR commitments that fit your company's core attributes and your shareholders' expectations.
- 2. Commit:** CR leaders outperform both laggards and dabblers. Make a genuine commitment to address priority CR issues relevant to your company. Establish and communicate strong, bedrock commitments to responsible business practices. Like Goldilocks, find the amount that's "just right" to do.
- 3. Manage:** Think of, develop, and manage your portfolio of CR practices as an intangible asset. Use this asset to mutually reinforce brand and reputation, employee engagement, innovation and R&D, quality management, and overall financial performance.
- 4. Connect:** Build key stakeholder awareness for the company's CR commitments, priorities, and core practices. Develop engagement strategies and related messages that build pride, create differentiation, foster trust, and create affinity.

Section VII discusses the four-step framework in detail. To summarize, across each of the strategies, managers should take the following actions:

Fit

- Each strategic area of the company should have a senior executive champion and team responsible for setting direction, designing an approach, conducting research, and managing processes to determine results. A vital step is to engage with this team. Learn the approach of these business strategy teams and apply it to the design of CR strategy
- Assess the priorities the business strategy teams have defined
- Using the same approach that the business teams use, assess how CR factors align with and influence key strategic priorities
- If feasible, validate the assessment with research on the perceptions, preferences, attitudes, needs, and expectations of business and CR-related stakeholders
- If feasible, compare to the performance of peer companies
- Working with business colleagues, agree on the key needs and strategies for CR to support risk management.

Commit

- Determine if sufficiently strong CR practices are in place to support the areas of priority “fit” defined above
- Assess what additional issues may create indirect risks for priority areas
- Commit to address gaps and weaknesses and ensure that areas of priority fit are well addressed
- Commit to report and disclose performance on priority areas.

Manage

- Establish goals – what progress and results should the company achieve on CR issues in order to support the strategic priorities chosen from Table 5
- Ensure sufficient resources are in place to support priority CR practices
- Establish links to relevant business colleagues to integrate strategies, implementation, measurement of results, and reporting.

Connect

- When strong CR practices are in place, assess if the awareness of key stakeholders is sufficient
- Develop messages, outreach, and ways to connect to key stakeholders
- Engage stakeholders in planning, implementation, and measurement.

Brief examples bring this process and the value-creating potential of CR to life.

Pirelli⁸⁶ -- Reducing risks and protecting the company's license to operate

The Italian multinational Pirelli is known for its high-end, luxury-brand performance tires. The company is the world's fifth-largest tire manufacturer with a presence in over 160 countries, including 19 manufacturing sites, and a network of approximately 10,000 distributors and retailers.

Customers, particularly those in the luxury market, have been slow to embrace the benefits of sustainability features in the product. Yet the company forecasts that its market will increasingly be shaped by:

- Macroeconomic uncertainty: "downside risks will dominate the world economic outlook"
- Regulatory constraints: "strong move to low-carbon economies"
- Changes in social behavior: "demographic changes, aging population, virtual mobility, continued urbanization"

In this context, the company has defined a year 2020 vision to be a sustainable company, meaning it will be "smart, efficient, profitable, innovation-driven, accountable and engaged with its stakeholders." To meet this vision, Pirelli has designed a 2013-17 integrated industrial and sustainability plan. Sustainability is viewed as a driver of core business outcomes and vice-versa.

The sustainability approach needs to demonstrate a return on capital invested across the three core pillars of Pirelli's strategy:

- Governance & risk management;
- Growth; and
- Productivity.

With regard to sustainability's support for governance and risk management, the company took several steps in its planning process. First, the sustainability team linked to the company's Enterprise Risk Management (ERM) process. Second, they reviewed priority enterprise risks. Third, they assessed the sustainability topics with the greatest potential to affect enterprise risks.

Finally, they defined sustainability goals that would help support ERM. Examples include:

- A rolling resistance reduction that in the Car segment will reach -40% in 2020 as compared with 2007.
- A reduction by 90% in the workplace accident frequency rate by 2020 compared to 2009 figure.
- Keeping research and development spending for premium products at 7% of net premium products sales, with the aim to further develop and increase premium products safety while lowering environmental impact.
- Growing investment in risk mitigation and prevention of business interruption.
- Adoption of increasingly advanced models for management of economic, social, and environmental responsibility in the supply chain, in view of shared development.

86 Case vignette drawn from: "2013-2017 Industrial Plan: Sustainability Plan 2013-2017 with Selected Targets for 2020" and the Pirelli 2013 Sustainability Report.

CVS Health⁸⁷-- Nurturing, growing, and protecting CR-related brand and reputation value

CVS Health (formerly CVS Caremark Corporation) is an American retailer and health care company. CVS Health operates over 7,700 CVS Pharmacy and Longs Drugs stores, a pharmacy benefit manager, mail order and specialty pharmacies, a retail-based health clinic subsidiary, MinuteClinic, and an online pharmacy, CVS.com. As of 2014, it ranked 35th in the Fortune Global 500 list of the world's largest companies, and 12th in the United States-only Fortune 500.

With the American Affordable Care Act (ACA and nicknamed "Obamacare"), CVS saw a major growth opportunity for its pharmacies and its rapidly expanding MinuteClinics, which offer basic primary care in stores. The company plans to expand the nearly 900 MinuteClinics that existed in 2014 to 1,500 by 2017. A crucial part of the MinuteClinic expansion strategy involves profitable partnerships with insurers and hospital systems.

CVS had to balance competing strategies that each posed substantial risks. The presence of tobacco would undermine the company's reputation as a health care provider. But dropping tobacco would cost about USD \$2 billion in annual sales, reducing earnings by 6 to 9 cents per share. The projected sales from its expanding health services were lucrative but by no means a sure bet in the eyes of investors or consumers.

In September, 2014, CVS announced to the world that it would stop selling cigarettes and all tobacco products at its more than 7,600 stores nationwide. Larry Merlo, President and CEO announced, "The sale of tobacco products is inconsistent with our purpose – helping people on their path to better health.... Cigarettes and tobacco products have no place in a setting where health care is delivered. This is the right thing to do."

To date, the risk of pursuing a business strategy based on doing the right thing and addressing wider stakeholder expectations is paying off through reputational gains that are supporting sales and share price increases. Sales in CVS' retail pharmacy business rose 3.1%, or a half billion dollars, to \$16.7 billion. Same-store sales rose 2% while a 4.8% increase in pharmacy sales offset a 4.5% decline in front store same store sales. Overall revenue rose 9.7% from its third quarter earnings in 2013. Its operating profit increased by 4.3%. Since the announcement, the company's share price has increased by over 27%, adding \$25 billion to its market capitalization.

87 Case vignette drawn from: Original Research by Impact ROI; CVS Health, 2015; Friedman, 2014; Japson, 2014

Lockheed Martin⁸⁸ -- Boosting how shareholders view performance to enhance share price and market value

As of publication, Lockheed Martin was in the midst of a CEO-led effort to position sustainability as a key element of the company's business strategy. Lockheed Martin is one of the world's largest aerospace and security companies. The company employs 112,000 people worldwide. The majority of its revenues come from military sales. It operates in five business segments: Aeronautics, Information Systems & Global Solutions, Missile and Fire Control, Mission Systems and Training, and Space Systems. Its main customer is the US government. Additional customers include foreign governments, and commercial and other contracts.

Marillyn Hewson, President and Chief Executive Officer, has made a commitment to incorporate sustainability messages in her presentations to investors and other stakeholders. Where some companies list the highlights of their sustainability reports to investors, Hewson takes steps to clearly specify how sustainability is vital for the company's current and future success. In doing so, she explains why sustainability is a priority in terms that investors will understand and ties sustainability to financial and wider business value creation.

For example, Hewson:

Emphasizes how sustainability embeds into the company's core messages and branding related to:

- "Delivering Innovative Solutions for Today's Global Challenges"
- "Engineering a Better Tomorrow"

Links sustainability into core "megatrends" that will shape the future opportunities and risks the company must navigate:

- The rise of digital technology and the risk associated with the increasingly connected world (which the company makes the case for being a sustainability challenge in its 2014 Sustainability Report)
- Growing population and its demands on Earth's resources
- Economic uncertainty and how that influences the decisions and priorities of customers

Features products designed to respond to sustainability challenges such as:

- Environmental monitoring
- Renewable energy (ocean thermal)
- Energy efficiency solutions
- Health solutions
- Food security solutions.

88 Case vignette drawn from: Lockheed Martin, 2015

Unilever⁸⁹ -- Enhancing competitive positioning with, and deepening the engagement of, customers

Unilever is a British–Dutch multinational consumer goods company co-headquartered in Rotterdam, Netherlands and London. It is one of the world’s largest consumer goods companies with products available in nearly 180 countries. Unilever is organized into four main divisions: Foods, Refreshment (beverages and ice cream), Home Care, and Personal Care. Unilever owns over 400 brands, but focuses on 14 brands with sales of over 1 billion euros: Axe/Lynx, Dove, Omo, Becel/Flora, Heartbrand ice creams, Hellmann’s, Knorr, Lipton, Lux, Magnum, Rama, Rexona, Sunsilk, and Surf.

Under the leadership of Unilever CEO Paul Polman, the company has made a commitment to put sustainable and equitable growth at the heart of its business model. The Sustainable Living Plan is designed to drive increased sales while reducing costs and risks. Unilever’s ambition is captured by a bold vision for the company to double the size of its business, while reducing its environmental footprint and increasing its positive social impact.

To meet this vision, the company has set three stretch goals for 2020:

- Help more than a billion people improve their health and well-being;
- Halve the environmental footprint of its products; and
- Source 100% of its agricultural raw materials sustainability.

In 2011, Unilever combined its marketing, social responsibility, and communications teams into one department where social good forms the backbone of marketing efforts. Before that, Chief Marketing Officer Keith Weed said, “Marketing people felt they were being held back by our sustainability challenge and that it took their eyes off the ball of growing their brands. On the other hand, the sustainability people thought marketing was part of the problem and would never take them seriously.”⁹⁰ Weed sees social purpose and sustainability and marketing as one in the same rather than having separate missions.

Along with the parent company, each of Unilever’s product divisions is charged with adding social purpose to its brand positioning. For example the first TV ad for the corporate brand, called “Bright Future Speeches,” puts Martin Luther King Jr. and Mahatma Gandhi side by side with young people giving impassioned speeches about fighting child hunger. The ad promotes Unilever’s Project Sunlight, an online hub of social programs benefiting children that works in concert with the charity Feeding America. The spot closes with the Unilever “U” and the logos of Lipton, Knorr, Hellmann’s, Suave, and Dove. The effort relates to an emerging strategy to deepen the connection of customers in CR activities. More than 2 billion customers in 178 countries use a Unilever product on any given day. Therefore, the company states that small everyday customer actions can add up to a big difference. Unilever sums it up with this equation:

“Unilever brands x small everyday events x billions of consumers = big difference.”⁹¹

By the end of 2012 sales had grown from 40 billion euros in 2008, to 51 billion euros, an increase of 26 percent. Over the last three years, Unilever saw a 10 percent annual increase in sales among those brands.

89 Case vignette drawn from: Roth, 2013; Unilever, 2013; Unilever, 2015; Voight, 2015

90 Voight, 2015

91 Armstrong, Adam, Denize, & Kotler, 2014, p. 484

CASE STUDIES

For example:

- Lifebuoy has reached 119 million people since 2010 with its handwashing behavior change program and achieved double digit sales growth.
- Concentrated and compacted laundry detergent – which cuts CO2 by up to half – have doubled in sales.
- Signal's brush day and night health campaign has reached 49 million people so far and helped sales grow by 22 percent.
- Dry shampoos, such as TRESemme and Dove, which result in 90 percent less greenhouse gas emissions compared to washing hair in heated water, grew by 19 percent in 2012.
- Calorie-controlled Max and Paddle Pop children's ice creams grew in the high double digits in 2012.

Since Polman took on the CEO role in 2009, Unilever's stock price has grown from approximately \$20 per share to \$40 per share (at the time of publication).

IBM -- Enhancing competitive positioning with, and deepening the engagement of, employees

Research suggests that involvement in the company's CR practices teaches employees valuable new skills that they bring back to their regular roles for the company. IBM is working to put this in practice with its Corporate Service Corps program.

IBM is a globally integrated technology and consulting company. The company develops and sells software and systems hardware and a broad range of infrastructure, cloud, and consulting services. IBM focuses on the five core initiatives – Cloud, Big Data and Analytics, Mobile, Social Business, and Security.

With the Corporate Service Corps, employees bring their core competencies and skills in such areas as project management, strategic planning, marketing, or engineering to an entrepreneurial company based in one of the countries designated by IBM as emerging markets for growth such as Brazil, China, Ghana, India, Malaysia, Romania and South Africa.⁹² Corporate Service Corps teams tackle issues ranging from public safety to urban agriculture.

The company highlights benefits such as:

- Talent attraction – the program is the third most influential factor for talent seeking work at IBM after money and location;
- Skills and competency development; and
- New market creation.

The company states the program produces a \$600 million return on a \$200 million investment. While the regular staff turnover rate is around 12 percent per year, the rate for employees in the Corporate Service Corps is less than 1 percent.⁹³

92 Meister, 2012
93 Preston, 2014

VII. STRATEGIES AND TACTICS FOR GENERATING VALUE FROM CR

The four-step process of Fit, Commit, Manage, and Connect helps managers design and implement value-creating CR strategies. The following unpacks each step.

Fit

Align CR activities to the business

The payoffs to companies who align CR into their business model are significantly greater than the cost savings for companies who choose to forgo it.⁹⁴

Companies that align their CR efforts to their business generate higher perceived value and buying intention than non-related efforts. Efforts perceived as unrelated may decrease sales volumes.⁹⁵

Aligning to the business means that CR efforts appear to make sense given:

- The company's industry, products, services, and business model;
- The strategy of the company; and
- The company's brand messaging and brand promise.

Understand the way shareholders, customers, and employees perceive the company, their expectations and attitudes for its CR performance, their own CR preferences, and help them understand the fit that CR has for the company's financial performance

SHAREHOLDERS

Companies have opportunities to shape shareholder perspective. The challenge is to situate CR commitments in terms and rationales that make sense to shareholders. Shareholder interpretations of CR activities consistently cluster around three themes:

- Alignment (whether the CR activities fit with their knowledge of the company's products or core competencies and the evidence that CR is actually having a positive social or environmental impact);
- Usefulness (shareholders want to know the benefits to them); and
- Unity (the company is on the same team as them, working towards common goals).⁹⁶

All things equal, shareholders tend to respond favorably to:

- Philanthropy (although the returns decrease as scale expands)⁹⁷;
- Respected CR third-party certifications such as ISO-14001⁹⁸;
- Environmental commitments, such as emissions reductions, that align with business needs such as risk mitigation or operational efficiency;⁹⁹ and

94 Barnett & Salomon, 2012; Tang, Hull, & Rothenberg, 2012

95 Du, Bhattacharya, & Sen, 2007; Pelozo, 2006; Wójcik, 2013

96 Bhattacharya, Sen, & Korschun, 2011

97 Jacobs, Singhal, & Subramanian, 2010

98 Jacobs, Singhal, & Subramanian, 2010

99 Lyon, 2014; Vasi & King, 2012

- Tangible results – for example, companies that show real results in environmental performance such as lower carbon emissions receive a premium from investors.

All things equal, shareholders will tend to punish companies that:

- Make voluntary commitments that appear unrelated to their business.¹⁰⁰
- Focus on process with uncertain outcomes (e.g., adopting a code of conduct without stating clear objectives and expectations for results).¹⁰¹

CUSTOMERS

Customers have preferences and expectations for CR issues. They will respond to certain issues more positively than others. All things equal, customers tend to respond more to people-related CR commitments than green-related commitments.¹⁰² However, context matters.¹⁰³ Green activities will likely matter more to customers, for example, when a company has a large environmental footprint.

Customers respond to what they perceive as a common sense fit among their own preferences and their impressions of the company. In this regard companies should:

- Know which CR commitments are more valued by their consumers. Start by assessing what customers judge will benefit them more directly.¹⁰⁴
- Understand how customers perceive the common sense fit between their perception of your company and the CR commitments it makes.

For customers there is a notable corollary:

If the company deviates from customer expectations and/or priorities, signal the causes' important to the company through the size of the commitment the company makes.

Support a cause people wouldn't normally associate with your company only if you make a noticeably large commitment to it. If the fit isn't intuitive, a large commitment signals that the company passionately cares about the issue. Customers will be more willing to embrace a perceived "poor fit" in this context.¹⁰⁵

EMPLOYEES

CR generates favorable employee-related outcomes, such as job satisfaction and reduction in turnover, partially by fulfilling employees' essential ideological and developmental job needs including the need to make a positive impact and the need to continually develop their own professional skills.¹⁰⁶

Employees use CR to help them fulfill four fundamental needs:

- Creating opportunities for self-enhancement;
- Improving work-personal life integration;
- Building a bridge to the company; and
- Creating a "reputation shield."¹⁰⁷

100 Lyon, 2014

101 Busch & Hoffmann, 2012

102 Tully & Winer, 2013

103 Auger, Devinney, Louviere, Jordan, & Burke, 2008; Grimmer & Bingham, 2013

104 Ferreira, Gonçalves Avila, & Dias de Faria, 2010; Peloza, 2006; Trudel & Cotte, 2009

105 Koschate-Fischer, Stefan, & Hoyer, 2012

106 Du, Bhattacharya, & Sen, 2013

This is a key strategy that possesses corollaries:

Identify the company's employee segments that express different CR needs and expectations from their employer

Research finds that companies often possess three employee segments vis-à-vis their attitudes to CR: Idealists, Enthusiasts, and Indifferents. Idealists have the highest CR demand, followed by Enthusiasts, and then Indifferents.¹⁰⁸

Prioritize the effort to accommodate employees' needs and expectations

With other stakeholders, companies should find the balance and fit between the company's priorities and stakeholder expectations. However, the company should be more accommodating with employees. This does not mean all decisions should attune to employee needs and preferences. However, when the company deviates from employee expectations, it is vital to help employees understand the rationale. Establish the connection between the job, the company's priorities, and the employees' needs. When an employee perceives a poor fit between a CR obligation and their needs and job role, they will look at the CR activity as a burden instead of a benefit.¹⁰⁹

Commit

Be genuine, authentic, high quality, and consistent with CR commitments

It is not enough to do CR, one must do it well. This means:

- Treat employees, customers, and shareholders well – through good times and bad. They will see that the company is genuine, strengthening their trust, improving relationships, and boosting the firm's value.¹¹⁰
- When a firm engages in CR deliberately and consistently, focuses on CR dimensions related to its business and industry, and starts with internal dimensions of CR, financial performance will be enhanced. Firms that wax and wane from extensive to limited CR commitments do poorly.¹¹¹
- Companies with consistently high social performance receive the highest market payoffs. Even firms with low but consistent levels of social performance have higher market values than firms with occasional spikes of high social performance.¹¹²
- If there is an inconsistency between a firm's CR efforts and the company's overall reputation it negatively affects the CR-value relationship.¹¹³
- Positive actions towards the company were stronger among individuals who believe that the company had genuine concern about the issues involved.¹¹⁴
- Firms rated as leading CR performers are perceived as more attractive employers than firms with with CR performance. Prospective applicants' job pursuit, likelihood to interview, and likelihood to accept a job offer are positively associated with a firm's CR. When employees see their company as adhering to higher ethical standards, they become more committed to

107 Bhattacharya, Sen, & Korschun, 2008

108 Du, Bhattacharya, & Sen, 2013

109 Economist Intelligence Unit, 2011

110 Wang & Choi, 2013

111 Tang, Hull, & Rothenberg, 2012

112 Wang & Choi, 2013

113 Servaes & Tamayo, 2013

114 Sen, Bhattacharya, & Korschun, 2006

the company. This commitment in turn spurs organizational citizenship behaviors toward other employees, and these behaviors in turn enhance financial performance.¹¹⁵

- Avoid “greenwashing.”¹¹⁶ If new employees find that the messages about sustainable practices that initially attracted them are really just a “green veneer,” many will become resentful and some will leave. Messages about sustainability need to match the reality that new hires will experience.¹¹⁷

Engage leaders

- Employees perceive their employers’ CR commitment to be genuine when leaders deliver a reinforcing and consistent message. This in turn builds positive feelings of commitment, attachment, and loyalty to the firm. Employees who perceive their leaders to be ethical are more likely to be satisfied with their job, perform better, and engage in citizenship behaviors.¹¹⁸
- When employees think that their manager possesses charismatic leadership qualities, they tend to attribute the organization’s motives for engaging in CR activities to intrinsic values, which, in turn, are positively associated with job satisfaction.¹¹⁹
- Ethical leadership has a significant impact on ethical climate and the ethical behavior of employees. An ethical climate was found to be positively associated with employee ethical behavior.¹²⁰
- Highlight management’s commitment to sustainability—from the C-suite through to the front lines. Managers set the tone on values and organizational culture, so use managers as role models.¹²¹

Build upon a foundation of strong internal CR practices such as product quality and commitment to employees

CR is most supportive of creating market value when it builds upon a foundation of strong internal CR practices.

- Positive financial returns from CR are amplified in firms with higher product quality, indicating that a proper mix or combination of external CR initiatives and internal corporate abilities likely generates and sustains financial value for the firm.¹²²

CR is most supportive of creating customer value when it builds upon a foundation of perceived product quality and well-treated employees

- In certain scenarios – such as in a product crisis – customers will trade CR for product qualities. However over time, good social attributes will not make up for poor functional attributes. For example, in the case of athletic shoes, the likelihood that someone will purchase the ethical product with a premium of \$4.00 without compromising functionality is 62%. However, with the same premium and having to sacrifice functionality the probability drops to 20%.¹²³

115 Chun, Shin, Choi, & Kim, 2011; Ellemers, Kingma, van de Burgt, & Barreto, 2009; Greening & Turban, 2000
116 Wikipedia defines greenwashing as: “a form of spin in which green PR or green marketing is deceptively used to promote the perception that an organization’s products, aims or policies are environmentally friendly.
117 Huffman & Klein, 2013; Jones & Willness, 2013; Willness & Jones, 2013
118 Sharif & Scandura, 2014
119 Vlachos, Panagopoulos, & Rapp, 2013
120 Lu & Lin, 2014
121 Huffman & Klein, 2013; Jones & Willness, 2013; Willness & Jones, 2013
122 Luo & Bhattacharya, 2006

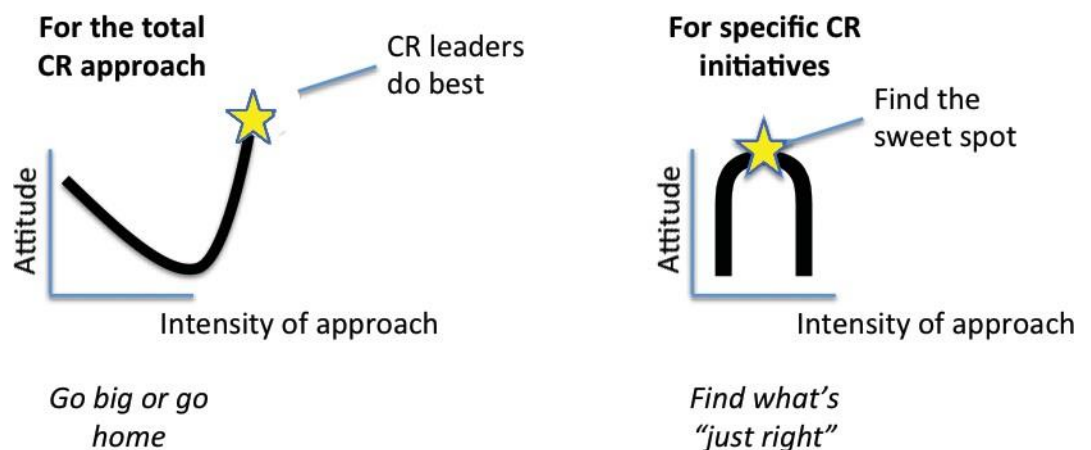
CR is most supportive in creating HR value when it builds upon a foundation of strong internal CR practices.

- Employees assume that if their company is ethical, the company will also treat them in an ethical manner. On the other hand companies that are not perceived as ethical might be viewed as unlikely to treat their employees ethically, resulting in a low level of organizational commitment.¹²⁴

For the entire enterprise CR approach, either go big or go small, but don't dabble

For the company's overall CR approach, the evidence suggests that the market rewards or punishes companies according to the "U-shaped" pattern shown in Figure 2.

Figure 2: The "U-shape" and "Inverse-U shape" effects of CR investment



The market can respond relatively positively to severe laggards that exhibit poor CR performance (one can imagine the strong performance of so-called "sin" industries), but it tends to respond even more positively to those that achieve the highest levels of performance in CR. Research is finding that the greatest valuation accrues to the companies with the highest commitment to CR. However the market tends to punish those it perceives as dabbling in between.¹²⁵

For specific CR commitments, follow the Goldilocks approach

As Figure 2 portrays, the market appears to favor specific CR investments according to an inverse, or upside-down, U-shaped curve.

Investors and customers won't respond favorably to too much of a specific CR activity, and they won't support too little.¹²⁶ Similarly the market will likely punish companies it perceives as over-investing in environmental activities.¹²⁷

There is a sweet spot for investment. There's no standard level of investment. Each company has to find the amount that's "just right" for them by assessing the right "Fit" discussed earlier.

123 Auger, Devinney, Louviere, Jordan, & Burke, 2008; Klein & Dawar, 2004

124 Peterson, 2004

125 Barnett & Salomon, 2012; Brammer & Millington, 2008; Eccles, Ioannou, & Serafeim, 2011

126 Flammer, 2013; Lev, Petrovits, & Radhakrishnan, 2010 ; Wang, Choi, & Li, 2008

127 Lyon, 2014

Manage

Define and treat your company's CR performance as an intangible asset

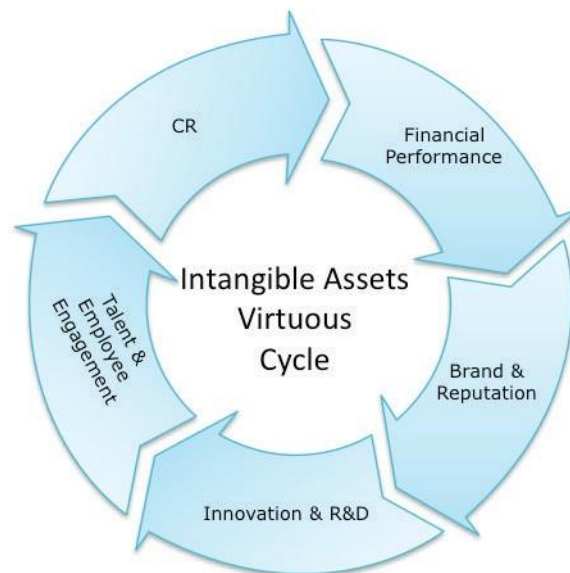
A genuine, well-designed, and well-communicated CR approach helps drive market value and serves as insurance that limits share price volatility. Effective companies view their CR approach like a resource to be nurtured and protected.

To make CR a value-generating strategy, executives must understand the contexts in which responsible practices are more likely to pay off and implement those practices with specific principles, including competence, authenticity, and communication, in mind.¹²⁸

Integrate CR into the way the company manages its other, core intangible assets

Markets value responsible companies if they blend CR activities with investments in intangible assets and effectively communicate their purpose. There is a virtuous cycle of relationships among financial performance, CR, employee engagement, brand and reputation, innovation and R&D, and organizational culture.

Figure 3: CR and intangible assets virtuous cycle



On the other hand, irresponsible CR management can negatively affect intangibles: reducing employee loyalty, harming corporate culture, harming reputation, and dragging down innovations. Intangibles are, therefore, the key elements that allow the virtuous circle of value creation to work over time. Companies interested in building and maintaining this virtuous cycle should develop and communicate CR objectives and managerial processes in the context of key intangible assets.

Use external CR ratings as a proxy for stakeholder expectations, but consider developing a customized CR rating as well

Third-party CR ratings are useful as a guide to understand what a company's stakeholders expect from its CR performance. Evidence suggests that how a company performs on certain ratings may result in improved financial performance.

128 Diermeier, 2013

However, third-party ratings may not capture the expectations that stakeholders specifically have. Nor can they capture the strategies, products and services, leadership, brand promise, and organizational culture that the company possesses. To manage the company’s CR approach as an intangible asset, it will be useful to develop a customized rating of what above average, average, and below average CR performance looks like specifically for the company, based on the expectations of shareholders, customers, employees, and external stakeholders. This is the most accurate way to determine which investments the company should make in CR in a way that will enhance value.

Define and treat your company’s stakeholder relationships as an asset

Increasing cooperation and positive feeling, and reducing conflict with stakeholders enhances the financial valuation of a firm.¹²⁹ In addition:

- Good stakeholder relations shorten periods of poor performance, allowing firms to get back to “normal” levels more quickly following problems.¹³⁰
- When a firm performs well financially, good stakeholder relations help sustain it for a longer period of time. Employees may work harder and/or customers will buy more products or pay more for them.¹³¹

CR’s ability to yield a return on investment depends upon the complex and value laden interpretations of the company’s stakeholders. When these interpretations are taken into account, managers can configure, calibrate, and communicate CR in ways that maximize returns both for society and the company. Under the right circumstances, CR can drive employees, customers, and investors to engage in behaviors that contribute to the long-term success of the organization.¹³²

The upshot:
Develop good stakeholder relations now to benefit in the future.¹³³

Connect

Build awareness

- Senior executives should view CR as a long-term commitment. A company should make a sustained effort to communicate their CR efforts such that they generate stakeholder trust.¹³⁴
- Building awareness of CR commitment and performance comes with opportunities and risks. High public awareness of CR performance can enhance firm value. But firms with high public awareness are also penalized more when there are CR concerns. For firms with low public awareness, the impact of CR activities on firm value is either insignificant or negative.¹³⁵
- When firms report according to a respected standard like the United Nations Global Compact, and/or get positive third-party reviews for their CR reports, they receive statistically significant higher market valuation than reporting laggards.¹³⁶

128 Diermeier, 2013
 129 Choi & Wang, 2009; Henisz, Dorobantu, & Nartey, 2013
 130 Choi & Wang, 2009
 131 Choi & Wang, 2009
 132 Bhattacharya, Sen, & Korschun, 2011
 133 Choi & Wang, 2009
 134 Barnett & Salomon, 2012; Brammer & Millington, 2008

- Only 31% of 250 surveyed businesses listed on the S&P engaged their employees on the company's CR objectives and initiatives.¹³⁷
- Favorable perceptions of CR are associated with higher organizational commitment and employee engagement. Perceived social responsibility and development performance will have a greater effect on organizational identification than perceived market and financial performance.¹³⁸
- CR messages can only add value if they reach job seekers. Use multiple channels to inform job seekers about your sustainability, such as company websites and careers pages, employee testimonials, recruitment handouts, conversations with recruiters, position announcements, contests, prizes, "fairs" to expose employees to CR issues, etc.¹³⁹
- Communicate CR to all employees, as it has the potential to increase employees' organizational commitment, which may result in positive organizational outcomes.¹⁴⁰
- Generating sales and reputation value starts by building awareness. Customers aware of a company's CR initiatives identify more with the company and view the company as more socially responsible compared with those who are unaware.¹⁴¹
- CR activities enhance value for advertising-intensive companies. CR has either a negative or insignificant value impact on firms with low public awareness.¹⁴²
- Yet, building awareness of a wide array of CR initiatives is a challenge. Stakeholders often have low levels of awareness of a company's CR efforts.¹⁴³ This suggests that companies should pick very few CR initiatives to communicate that symbolize the wider commitment to CR. This helps cut through the clutter of marketing messages that consumers receive on a daily basis.

This leads to the following corollary:

Use a core initiative to symbolize your company's commitment to citizenship

For specific initiatives to support sales, messaging should focus on an emblematic initiative, issue, and/or theme.¹⁴⁴ Customers will use this as a proxy to make judgments about the company's total CR profile. In this regard, it's important to have the full range of commitments key stakeholders expect. This is because a small group of "mavens" will make the effort to review the company's dedicated efforts. These mavens will judge whether they believe the company is sincere or greenwashing and will try to inform wider audiences.

Be modest and don't over-promote

Over-promoting by aggressively and simultaneously communicating your company's CR, innovation, and advertising, can be seen as irresponsible or ineffective.¹⁴⁵

Be modest in promoting CR to gain customer goodwill and third-party promotion. Leading brands such as Citibank, 3M, and GE value "discrete" support for social causes. Tobacco giant Phillip Morris was criticized for spending more on promoting its charitable donations than it donated, and for insincerity in airing its own anti-smoking campaign.¹⁴⁶

135 Servaes & Tamayo, 2013

136 Akisik & Gal, 2014; Kimbro & Cao, 2011

137 Zafar, Nawaz, Farooqui, Abdullah, & Yousaf, 2014

138 Carmeli, Gillat, & Waldman, 2007; Peterson, 2004; Wong, 2011

139 Huffman & Klein, 2013; Jones & Willness, 2013; Willness & Jones, 2013; Wong, 2011

140 Stites & Michael, 2011

141 Sen, Bhattacharya, & Korschun, 2006

142 Servaes & Tamayo, 2013

143 Sen, Bhattacharya, & Korschun, 2006

144 Tully & Winer, 2013

145 Luo & Bhattacharya, 2009

146 Pelozo, 2006

Communicate with the goal of building trust and ameliorating concern among key stakeholders

For companies interested in generating “insurance” value to protect from risk against negative events such as product recalls, CR messages can establish a form of dialogue that establishes deeper trust.

Sound CR management has a significant impact on customer trust and loyalty. For companies with reputations in crisis, a track record of sound CR management can stem negative customer attitudes, attribution of blame, negative brand evaluation, and defection. It can help accelerate service recovery. For example, consumers’ purchase intentions following a product recall were twice as high for products of companies described as having a strong CR reputation compared with those with a weak CR reputation.¹⁴⁷

Building stakeholder trust requires constant effort but can lead to rewards

- Stakeholders need to see serious and sustained CR performance before a company can accrue the financial benefits of their CR activities. A company should make a sustained effort to communicate their sustainability efforts as part of the process to build stakeholder trust.¹⁴⁸
- Different stakeholders obtain cues about whether a firm has a genuine interest in their well-being from how the firm treats others. Companies that consistently treat customers, employees, and other stakeholder groups well perform better financially than those that play favorites. If a firm’s treatment of a stakeholder group varies markedly with time, their CR performance will demonstrate inconsistency. Inconsistent CR performers do poorly in the market.¹⁴⁹

The upshot:

Consistently treat key stakeholders well – don’t favor one group over another and don’t dabble with one stakeholder group. Customers and shareholders will notice if you treat some of them well and not others. Don’t play favorites; participate in good social practices across multiple groups.¹⁵⁰

CUSTOMERS

All things equal, focus on people over the planet

Human benefits, such as good working conditions, may be able to obtain a greater price premium and have wider appeal than focusing on animal or environmental benefits.¹⁵¹

Yet, when well aligned with the right company and product, environmental responsibility can still support sales in impactful ways. For example, in one study, the following green messages influenced consumer willingness to pay a premium for a food product:

- “10 Percent Less Glass” claims led to a 1.2% price premium
- “Social Responsibility” claims led to a 5.3% price premium
- “Carbon Zero” claims led to a 9.6% price premium
- “Environmental Responsibility” claims led to a 10.4% price premium
- “Organic” claims led to a 17.6% price premium¹⁵²

147 Assiouras, Ozgen, & Skourtis, 2013; Choi & La, 2013; Mattila, Hanks, & Kim, 2010; Peloza, 2006
 148 Barnett & Salomon, 2012
 149 Wang & Choi, 2013
 150 Wang & Choi, 2013
 151 Tully & Winer, 2013
 152 Mueller Loose & Remaud, 2013

Find the right pathway from guilt to pride

Activating feelings of guilt can lead customers to respond to CR as a sales driver. However, the effects are limited. Accentuating positive messages is effective as well.

There is potential in combining both approaches, which activates consumer feelings of guilt and subtle messages of right and wrong while giving them a source of pride in their purchasing decision.¹⁵³

Build in, but don't bolt on, CR messaging for luxury products

CR messages can backfire for luxury brands, since customers perceive messages as undermining the claims of worth and value.¹⁵⁴ As an example, a customer might perceive that a luxury, high-end tire “made from recycled materials” will exhibit inferior performance. For luxury brands CR cannot compromise functionality.¹⁵⁵

However, when CR aligns with customer expectations of luxury it can support sales. Tactics to “build-in” CR to a luxury brand include:

- Attributing CR activities to a more suitable sub-brand
- Priming consumers with images of powerful philanthropists, such as Bill Gates. This associates “perfection” and power with “doing good” and improving society and the environment
- Claiming directly how the CR attribute(s) improves functionality and/or establishes a differentiated status
- Engaging the guilt-to-pride pathway
- Associating with openness or tradition¹⁵⁶

Build in but don't bolt on, CR messaging for price-sensitive products

CR messages can distract price-sensitive shoppers and create impressions that the product is either over-priced or lower quality.¹⁵⁷ However, as the next tactic indicates, well-crafted CR messages can help differentiate both commodity products and price-sensitive products.

Use CR to differentiate a commodity item

For most shoppers, CR considerations become a tie-breaker when other factors are in relative parity. Because of this effect, CR characteristics can drive product switching. Once a product with greater CR attributes has captured the shopper's commitment, it tends to create brand stickiness by retaining the shopper's loyalty through repurchase.¹⁵⁸

Engage customers in CR activities

Positive CR beliefs held by consumers are associated not only with greater purchase likelihood, but also with longer-term loyalty and advocacy behaviors.¹⁵⁹

153 Andrews, Xueming, Zheng, & Aspara, 2014; Antonetti, Paolo, & Stan Maklan, 2014; Peloza et al, 2013

154 Torelli, Monga, & Kaikati, 2012

155 Bhattacharya, Korschun, & Sen, 2011; Essoussi & Linton, 2010; Newman, Gorlin, & Dhar, 2014

156 Hainmueller & Hiscox, 2011c; Hainmueller & Hiscox, 2012a; Torelli, Monga, & Kaikati, 2012

157 Hainmueller & Hiscox, 2011c; Hainmueller & Hiscox, 2012a

158 Grocery Manufacturers Association & Deloitte, 2009

159 Du, Bhattacharya, & Sen, 2007

A company can reap superior business returns among consumers who have participated in CR activities. Participant customers form a communal, trust-based bond with the company. These customers can become loyal advocates and champions. They will promote the company against competitors.¹⁶⁰

Follow the label

Third-party certification from a credible organization supports a product's CR credentials and boosts consumer willingness to pay.¹⁶¹

For example, brands and retailers may be able to win market share and boost sales by offering more Fair Trade certified goods, either targeted at particular segments and priced at a premium or marketed generally at regular prices. Tests suggest that there are plenty of consumers ready to vote with their shopping dollars to support Fair Trade when it is offered as an option.¹⁶²

Market, don't lecture

One can observe certain companies providing customers with detailed and sometimes technical information regarding their performance on CR issues. One famous brand-name retailer would print brochures for customers to review the company's responsible supply chain program and its sustainability report.

Research suggests that providing customers with CR information in formats that NGOs and other ESG stakeholders request does not change customer intent to purchase.¹⁶³ The implication is that the way companies design and communicate their CR performance information should be developed in a way that is appealing for customers.

EMPLOYEES

Use CR as a bridge to connect the personal values of employees and job seekers to those of the organization

CR draws job seekers because it helps them connect specific organizational values to their own personal values. Job seekers want an employer whose values are a good fit with their own. The match a person feels with an organization is a major driver of job choice decisions. Clearly link CR initiatives to specific organizational values and demonstrate their authenticity. Explicitly describe company values that drive specific CR actions, such as values about protecting the natural environment, managing relationships with external stakeholders, addressing employee concerns, and being a responsible corporate citizen. Show job seekers how CR is infused in daily work activities, training programs, reward systems, operational practices and objectives, and hiring practices.¹⁶⁴

Link CR to the company's commitment to people practices

- Showcase employee-driven CR initiatives to illustrate how the company's concern for CR is tied to efforts to create meaningful and rewarding experiences for employees.
- Communicate to job seekers how CR practices connect to people practices through messages like, "We strive to reduce our environmental impact because we care about how we treat the planet, just like we care about how we treat our people."¹⁶⁵

160 Du, Bhattacharya, & Sen, 2011

161 Trudel & Cotte, 2009

162 Hainmueller & Hiscox, 2011c; Hainmueller & Hiscox, 2012b; Hiscox, Broukhim, & Litwin, 2011a; Nielsen, 2014

163 Auger, Devinney, Louviere, Jordan, & Burke, 2008

164 Huffman & Klein, 2013; Jones & Willness, 2013; Willness & Jones, 2013

165 Huffman & Klein, 2013; Jones & Willness, 2013; Willness & Jones, 2013

Use CR to build employees' pride in their employer

- CR actions often lift a company's reputation and status, leading many job seekers to believe they'd feel proud to work for a prestigious organization admired for its sustainability. Reinforce that anticipated sense of pride by creating and celebrating a distinctive reputation for CR. Adopt sustainability practices that exceed industry norms and distinguish the company from other employers, such as by integrating CR with your brand, products, and services.
- Link CR to the organization's prestige by seeking recognition and awards from reputable third-party organizations.
- Demonstrate employee pride through testimonials and by showing how you celebrate sustainability achievements.¹⁶⁶

Engage employees in CR planning and activities

Engagement scores for employees who have been involved with their organization's CR programming in the past year are higher than those who have not. In addition, the more involved an employee is (in philanthropy, community involvement, and social innovation versus only one or two categories) the higher their engagement scores.¹⁶⁷

CR initiatives can help fulfill employees' needs and draw them to identify strongly with the company when managers:

- Bring their employees closer to the company's CR initiatives;
- Focus on strengthening employee identification with the company; and
- Engage employees in co-creating CR-value.¹⁶⁸

Use CR as a differentiator to recruit highly-qualified workers

CR increases employer attractiveness for job seekers with high levels of job choice. It plays less of a factor for populations with low levels of job choice.¹⁶⁹

Leverage CR as a tool to develop global talent

Engaged employees are happier and more productive, but CR has benefits even beyond the increased productivity that correlates with high employee engagement. Research suggests that involvement in the company's CR practices teaches workers valuable new skills that they bring back to their regular roles for the company.¹⁷⁰

Create opportunities for employees to make an impact

53 percent of workers said that "a job where I can make an impact" was important to their happiness. 72 percent of students said that "a job where I can make an impact" was important to their happiness. Most would even take a pay cut to achieve that goal. 35 percent would take a pay cut to work for a company committed to CSR. 45 percent would take a pay cut for a job that makes a social or environmental impact. 58 percent would take a pay cut to work for an organization with values like their own.¹⁷¹

166 Huffman & Klein, 2013; Jones & Willness, 2013; Willness & Jones, 2013

167 Ketvirtis, 2012

168 Bhattacharya, Sen, & Korschun, 2007

169 Albinger & Freeman, 2000

170 Meister, 2012

171 Meister, 2012

VIII. ACHIEVING THE TARGET: DIAGNOSTIC TOOL

Based on the research findings, companies can apply the following diagnostics, indicators, and metrics to:

- Assess whether their current practices position them to deliver ROI from CR practices;
- Guide the strategies and tactics they should pursue;
- Evaluate results and performance; and
- Determine areas to improve.

A company can begin the process with the following diagnostics. However, companies will benefit from customizing further their own diagnostics that fit their situation.

Diagnosics for the way the company FITS CR practices into its business

Define CR priorities

- Has the company assessed the CR performance expectations of the following stakeholders? What do they suggest are the priority CR commitments the company should make?
 - Core business stakeholder including customers, employees, and shareholders
 - Priority external stakeholders (such as CR advocates and thought leaders; CR ratings, frameworks, and standards; Socially Responsible Investments (SRIs); communities; NGOs; government; relevant media; and activists)
- Has the company conducted a process to define CR priorities that fit the business and key stakeholder expectations?

List the company's main CR activities. Can the company effectively explain to key stakeholders:

- The business rationale for each CR activity (connecting them explicitly to at least one of the strategic goals listed in Table 6 below)?
- How these activities tie to the expectations, interests, and needs of shareholders, customers, and employees?
- How these activities meet the expectations of key external stakeholders?

For those CR activities defined as priorities and strong "Fits" for the business:

- Has the company defined a plan to communicate to key stakeholders the rationale for identifying these as high priorities?
- Has the company defined a business case for how its performance will support the strategic value-creating goals (see the list below in Table 6) and intangible assets (see the list below in Table 7)?
- Has the company developed plans to deliver the business case that include levels of resources (budget, staff, time, capabilities, technology, R&D, etc.) required?

For those CR activities that are not priorities and strong "Fits":

- Has the company defined a plan to communicate to key stakeholders the rationale for identifying these as low priorities?
- Has the company developed plans for the type and scope of attention these lower priorities will receive?

Diagnostics for the company's COMMITMENT to CR practices

Commit to be a CR leader

Has the CEO – with the approval of the Board – set the goal to:

- Be among the top tier of CR performers in its industry?
- Be among the top tier of CR performers across a wider group of benchmark peer companies?

Is the company a top-rated performer against peers with regard to key internal dimensions of CR such as:

- Policies and performance that ensure the safe, ethical, non-discriminating, and fair treatment of employees?
- Ethical practices and anti-corruption?
- Product stewardship including quality and safety?
- Health and safety?

Benchmark the CR commitments, strategies, and communications of peer market leaders and laggards

- How do they compare to your commitments?
- How do they compare to your strategies?
- How do they compare to your communications?

From the benchmark assess:

- Where does the company need to catch up?
- Where does the company need to pare back or refocus?
- Where is there an opportunity to do more to competitively differentiate?

Does the company have:

- A plan(s) to maintain CR commitments through the ups and downs of economic cycles?

Does the company embed CR practices in the performance responsibilities and related appraisals of:

- Board Members?
- CEO and C-Suite Leaders?
- Senior Executives?
- Middle Management?
- Wider Staff?

Diagnostics for the way the company MANAGES CR practices as an asset

Define and structure the company’s CR practices as an asset that fits the business model, organizational culture, and stakeholder expectations

- Set a value-creating goal

Has the company set a value-creating goal for its CR practices?

- The research suggests there are five core options. While tempting to answer “all of the above” it is more practical to select one core goal while potentially adding subsidiary objectives.

Table 6: CR business-value goals

Strategic, business-value	Potential target
a) Reduce risks and protect the license to operate of the company	Protecting as much as 10% of the firm’s value
b) Nurture, grow, and protect CR-related brand and reputation value	Protecting as much as 11% of the firm’s value
c) Boost how shareholders view performance to enhance share price and market value	Increasing share price as much as 6%
d) Enhance your competitive positioning with, and deepen the engagement of, your customers	Increasing revenues as much as 20%
e) Enhance your competitive positioning with, and deepen the engagement of, your employees	Reducing turnover as much as 50%
f) Some combination of the above	

Do current CR practices align or misalign with goal priorities?

- For those areas that align:
 - What strategies would help them enhance their ROI potential?
- For those areas that misalign:
 - What actions would bring them into alignment?
 - Are there more productive and essential CR activities that would align?

Integrate CR into the way the company manages its other core intangible assets in a way consistent with the value-creating goal

- Has the company set an objective for CR to support key intangible assets?
- The research suggests there are four core options. While tempting to answer “all of the above” it is more practical to select one core goal while potentially adding subsidiary objectives.

Table 7: CR support for intangible assets

Core intangible asset	Does this align with the business-value creating goal identified above?
a) Brand and reputation	Y/N
b) Employee engagement and talent management	Y/N
c) Organizational culture	Y/N
d) Innovation	Y/N
e) Some combination of the above	Y/N

Do current CR practices align or misalign with priority intangible assets?

- For those areas that align:
 - What strategies would help them enhance their ROI potential?
- For those areas that misalign:
 - What actions would bring them into alignment?
 - Are there more productive and essential CR activities that would align?

Define and treat your company’s stakeholder relationships as an asset

Has the company identified its priority:

- Core, business-related stakeholders?
- External stakeholders?

Across business-related stakeholders, has the company identified the size and attributes of the segments depicted in the following table?

Table 8: How many stakeholders fit into the following categories regarding their level of concern for the company’s CR performance?

Customers
Employees
Shareholders

- Across priority external stakeholders, has the company identified key segments with regard to their size and attributes?

For these core business stakeholder segments and external stakeholder types establish baselines and track progress on:

- Trust for the company as a corporate citizen

- Awareness for what the company stands for as a corporate citizen
- Awareness and attitudes for the company’s CR performance
- Expectations for the company’s CR commitments and overall CR stance
- Needs stakeholders have for the company’s CR performance.

Set baseline metrics and track progress to determine the size and strength of commitment in your company’s stakeholder network. Do stakeholders:

- Perceive they hold a stake in the company’s responsibly competitive success?
- Perceive the relationship with the company as “neighbor-to-neighbor”?
- Form a knowledge & intelligence sharing exchange?
- Work as intermediaries?
- Offer constructive criticism?

Diagnostics for the way the company makes CONNECTIONS that enable CR practices to drive ROI

Assess and build awareness

Table 9: Track baseline stakeholder awareness and progress over time of the following

	Customer	Employee	Shareholder	Priority external stakeholders
<i>How do stakeholders assess the company’s:</i>				
CR commitment				
CR performance				
Key CR activities and programs				
Treatment of key stakeholders				
<i>How they assess how the company’s CR performance factors into the company’s:</i>				
Brand and reputation				
Human resource performance				
Overall trust				
Product and service quality				
Risk management				
Share price and market value				
Stakeholder engagement				

	Customer	Employee	Shareholder	Priority external stakeholders
<i>How do stakeholders relate CR performance to their:</i>				
Level of satisfaction (e.g. customer, employee)				
Loyalty and commitment				
Overall trust				
Sense of engagement				
Support for the company's license to operate without extensive oversight, permission, or regulation				
Willingness to*:				
Give the company the benefit of the doubt during difficult times and/or crises				
Invest				
Purchase				
Seek employment				
Speak favorably about the company to others				

* If applicable to the stakeholder

IX. A LOOK AHEAD

The findings from this study suggest a result that has powerful implications for the management and practice of CR. That is, CR, managed well, appears to contribute to financial ROI as well as competitive and wider-business benefits. This means that companies and their managers can exert some measure of both choice and control over the business-related benefits that their CR management will deliver. Like other investments, some CR initiatives will pan out and others won't. Rather than debate whether or not CR creates or destroys value in the abstract, a more productive approach will be to develop business-aligned and integrated CR strategies. This includes applying to CR some of the same management disciplines as any other business function.

As such, this Report begins to chart what these functions should be, and points out valuable new directions for continued investigation and improvement in the years to come.

X. BIBLIOGRAPHY

- Adler, T., & Kritzman, M. 2008. The cost of socially responsible investing. *Journal of Portfolio Management*, 35(1): 52-56.
- Aguilera, R., Rupp, D. E., Ganapathi, J., & Williams, C. A. 2006. *Justice and social responsibility: A social exchange model*. Paper presented at the Society for Industrial/Organizational Psychology Annual Meeting, Berlin, 2006.
- Akisik, O., & Gal, G. 2014. Financial performance and reviews of corporate social responsibility reports. *Journal of Management Control*, 25(3-4): 259-288.
- Albinger, H. S., & Freeman, S. J. 2000. Corporate social performance and attractiveness as an employer to different job seeking populations. *Journal of Business Ethics*, 28(3): 243-253.
- Albuquerque, R., Durnev, A., & Koshinen, Y. 2014. *Corporate social responsibility and firm risk: Theory and empirical evidence* (ECGI Finance Working Paper 359). Brussels, Belgium: European Corporate Governance Institute. Retrieved from <http://ssrn.com/abstract=1961971>.
- Albus, H., & Ro, H. 2013. Corporate social responsibility: The effect of green practices in a service recovery. *Journal of Hospitality & Tourism Research*.
- Alhouti, S. 2013. *CSR and facets of value creation: The role of key moderators* (Dissertation). Tuscaloosa, AL: The University of Alabama. Retrieved from <http://pqdtopen.proquest.com/doc/1504840492.html?FMT=AI>.
- Allen, D. G. 2010. *Retaining talent*. Retrieved from <http://www.shrm.org/about/foundation/research/documents/retaining%20talent-%20final.pdf>.
- Allen, L. 2014. *Corporate social responsibility and financial performance in the consumer and nonconsumer sectors* (Senior Thesis). Claremont, CA: Claremont McKenna College. Retrieved from http://scholarship.claremont.edu/cmcc_theses/855.
- Anderson, M. L., & Dejoy, J. S. 2011. Corporate social and financial performance: The role of size, industry, risk, R&D and advertising expenses as control variables. *Business and Society Review*, 116(2): 237-256.
- Anderson, M. L., & Olsen, L. 2011. Corporate social and financial performance: A canonical correlation analysis. *Academy of Accounting and Financial studies Journal*, 15(2): 17-37.
- Anderson, M. L., Hong, Y., & Olsen, L. 2012. Accruals quality and corporate social responsibility: The role of industry. *Journal of Accounting and Finance*, 12(2): 65-79.
- Andrews, M., Xueming, L., Zheng, F., & Aspara, J. 2014. Cause marketing effectiveness and the moderating role of price discounts. *Journal of Marketing*, 78(6): 120-142.
- Angel del Brio, J., Junquera, B., & Ordiz, M. 2008. Human resources in advanced environmental approaches—a case analysis. *International Journal of Production Research*, 46(21): 6029-6053.
- Antonetti, P., & Maklan, S. 2014. Feelings that make a difference: How guilt and pride convince consumers of the effectiveness of sustainable consumption choices. *Journal of Business Ethics*, 124(1): 117-134.
- Arikan, E., & Güner, S. 2013. The impact of corporate social responsibility, service quality and customer-company identification on customers. *Social and Behavioral Sciences*, 99: 304-313.
- Arikan, E., Kantur, D., Maden, C., & Telci, E. E. 2014. Investigating the mediating role of corporate reputation on the relationship between corporate social responsibility and multiple stakeholder outcomes. *Quality & Quantity*.
- Armstrong, G., Adam, S., Denize, S., & Kotler, P. 2014. *Principles of marketing*. Australia: Pearson Australia.
- Arslan M., & Zaman R. 2014. Impact of corporate social responsibility on brand image: A study on telecom brands. *Developing Country Studies*, 4(21): 84-89.
- Ashbaugh-Skaife, H., Collins, D. W., & LaFond, R. 2006. The effects of corporate governance on firms' credit ratings. *Journal of accounting and economics*, 42(1): 203-243.

- Assiouras, I., Ozgen, O., & Skourtis, G. 2013. The impact of corporate social responsibility in food industry in product-harm crises. *British Food Journal*, 115(1): 108-123.
- A. T. Kearny & Institute for Supply Management. 2007. "True" and profitable sustainability management: How supply management is key to fulfilling a promise. Retrieved from <https://www.instituteforsupplymanagement.org/files/SR/SustainabilityReport.pdf>.
- Atos Origin & IDC. 2009, March. *The business case for environmental excellence is real*. Retrieved from http://www.natcapsolutions.org/business-case/IDCbusiness_case.pdf.
- Auger, P., Burke, P., Devinney, T. M., & Louviere, J. 2003. What will consumers pay for social product features. *Journal of Business Ethics*, 42(3): 281-304.
- Auger, P., Devinney, T. M., Louviere, J. & Burke, P.F. 2008. Do social product features have value to consumers? *International Journal of Research in Marketing*, 25(3): 183-191.
- Babatunde, A. O. 2012. An analytical evaluation of the cost of the conflict in Nigeria's Niger Delta. *Journal of Conflictology*, 3(1): 50-58.
- Barnett, M. L., & Salomon, R. M. 2006. Beyond dichotomy: The curvilinear relationship between social responsibility and financial performance. *Strategic Management Journal*, 27(11): 1101-1122.
- Barnett, M. L., & Salomon R. M. 2012. Does it pay to be really good? addressing the shape of the relationship between social and financial performance. *Strategic Management Journal*, 33(11): 1304-1320.
- Battaglia, M., Testa, F., Bianchi, L., Iraldo, F., & Frey, M. 2014. Corporate social responsibility and competitiveness within SMEs of the fashion industry: Evidence from Italy and France. *Sustainability*, 6(2): 872-893.
- Bauer, R., & Hann, D. 2010. *Corporate environmental management and credit risk*. Maastricht, Netherlands: European Centre for Corporate Engagement. Retrieved from <http://ssrn.com/abstract=1660470>.
- Bekefi, T., Jenkins, B., & Kytte, B. 2006. *Social risk as strategic risk* (Corporate Social Responsibility Initiative Working Paper No. 30). Cambridge, MA: Kennedy School of Government, Harvard University. Retrieved from http://www.daedalusadvising.com/Social_Risk_Strategic_Risk.pdf.
- Benson, C., Gupta, N., & Mateti, R. 2010. Does risk reduction mitigate the costs of going green? An empirical study of sustainable investing. *Southern Journal of Business and Ethics*, 2: 7-25.
- Berns, M., Townend, A., Khayat, Z., Balagopal, B., Reeves, M., Hopkins, M., & Kruschwitz, N. 2009. The business of sustainability. *MIT Sloan Management Review, Special Report*.
- Bhattacharya, C. B., Korschun, D., & Sankar, S. 2011, December. *What really drives value in corporate responsibility?* McKinsey Insights. Retrieved from http://www.mckinsey.com/insights/corporate_social_responsibility/what_really_drives_value_in_corporate_responsibility.
- Bhattacharya, C. B., Sen, S., & Korschun, D. 2008. Corporate social responsibility as an internal marketing strategy. *MIT Sloan Management Review*, 49(2): Research Feature.
- Bhattacharya, C. B., Sen, S., & Korschun, D. 2008. Using corporate social responsibility to win the war for talent. *MIT Sloan Management Review*, 49(2): 37-44.
- Bhattacharya, C. B., Sen, S., & Korschun, D. 2011. Maximizing ROI from corporate responsibility. *The European Financial Review*. Retrieved from <http://www.europeanfinancialreview.com/?p=2218>.
- Bhattacharya, C. B., Sen, S., & Korschun, D. (2007). Corporate social responsibility as an internal marketing strategy. *Sloan Management Review*, 1-29.
- BinMahfouz, S., & Kabir Hassan, M. 2013. Sustainable and socially responsible investing: Does Islamic investing make a difference? *Humanomics*, 29(3): 164-186.
- Boesso, G., Kumar, K., & Micheleon, G. 2013. Descriptive, instrumental and strategic approaches to corporate social responsibility: Do they drive the financial performance of companies differently. *Accounting, Auditing & Accountability Journal*, 26(3): 399-422.
- Böheim, R., & Hochgatterer, C. 2008. *Does CSR increase firm's profits? Evidence from DJSI firms*. Retrieved from <http://www.wu.ac.at/inst/fsnu/budapest/papers/hochgatterer.pdf>.

- Bonini, S., & Bové, A. T. 2014, July. *Sustainability's strategic worth: McKinsey global survey results*. McKinsey Insights. Retrieved from http://www.mckinsey.com/insights/sustainability/sustainabilitys_strategic_worth_mckinsey_global_survey_results.
- Boston College Center for Corporate Citizenship & McKinsey & Company. 2009. *How virtue creates value for business and society investigating the value of environmental, social and governance activities*. Retrieved from http://commdev.org/files/2426_file_Boston_College_McKinsey_31909.pdf.
- Boston College Center for Corporate Citizenship & The Reputation Institute. 2008. *Building reputation here, there and everywhere: Worldwide views on local impact of corporate responsibility*. Retrieved from http://cvcoatlanta.org/Resources/Documents/BuildingReputation_09.pdf.
- Bradu, C., Orquin, J. L., & Thøgersen, J. 2014. The mediated influence of a traceability label on consumer's willingness to buy the labeled product. *Journal of Business Ethics*, 124(2): 283-295.
- Brammer, S., & Millington, A. 2008. Does it pay to be different? An analysis of the relationship between corporate social and financial performance. *Strategic Management Journal*, 29(12): 1325-1343.
- Bresman, H. 2015. What millennials want from work, charted across the world. *Harvard Business Review*. Retrieved from <http://centres.insead.edu/emerging-markets-institute/documents/WhatMillennialsWantfromWorkChartedAcrossTheWorld-HBR.pdf>.
- Burbano, V. C. 2014. *Can firms pay less and get more... by doing good? Field experimental evidence of the effect of corporate social responsibility on employee salary requirements and performance* (Working Paper). Los Angeles, CA: UCLA Anderson School of Management. Retrieved from <http://corporate-sustainability.org/wp-content/uploads/arcs-2014-Burbano.pdf>.
- Busch, T., & Hoffmann, V. 2012. How hot is your bottom line? Linking carbon and financial performance. *Business & Society*, 50(2): 233-265.
- Caligiuri, P., Mencia, A., & Jiang, K. 2013. Win-win-win: The influence of company-sponsored volunteerism programs on employees, NGOs, and business units. *Personnel Psychology*, 66(4): 825-860.
- Callado-Muñoz, F. J., & Utrero-González, N. 2011. Does it pay to be socially responsible? Evidence from Spain's retail banking sector. *European Financial Management*, 17(4): 755-787.
- Carlson, N. 2015. Why Stanford students turn down \$150,000 entry-level salaries. Message posted to [linkedin.com](https://www.linkedin.com).
- Carmeli, A., Gillat, G., & Waldman, D. A. 2007. The role of perceived organizational performance in organizational identification, adjustment and job performance. *Journal of Management Studies*, 44(6): 972-992.
- The Case Foundation & Achieve. 2014. *Inspiring the next generation workforce: The 2014 millennial impact report*. Retrieved from <http://casefoundation.org/wp-content/uploads/2014/11/MillennialImpactReport-2014.pdf>.
- Chava, S. 2014. Environmental externalities and cost of capital. *Management Science*, 60(9): 2223-2247.
- Cheng, B., Ioannou, I., & Serafeim, G. 2014. Corporate social responsibility and access to finance. *Strategic Management Journal*, 35(1): 1-23.
- Choi, B., & La, S. 2013. The impact of corporate social responsibility (CSR) and customer trust on the restoration of loyalty after service failure and recovery. *Journal of Services Marketing*, 27(3): 223-233.
- Choi, J., & Wang, H. 2009. Stakeholder relations and the persistence of corporate financial performance. *Strategic Management Journal*, 30(8): 895-907.
- Chomvilailuka R., & Butcher, K. 2014. Effects of quality and corporate social responsibility on loyalty. *The Service Industries Journal*, 34(11): 938-954.
- Chun, J., Shin, Y., Choi, J. N., & Kim, M. S. 2011. How does corporate ethics contribute to firm performance? The mediating role of collective organizational commitment and organizational citizenship behavior. *Journal of Management*, 39(4): 853-877.
- Clark, G. L., Feiner, A., & Viehs, M. 2015. *From the stockholder to the stakeholder: How sustainability can drive financial outperformance*. Retrieved from SSRN at: <http://ssrn.com/abstract=2508281>.

- Clark, G. L., & Viehs, M. 2014. *The implication of corporate social responsibility for investors: An overview and evaluation of the existing CSR Literature* (Working Paper). Oxford, UK: Oxford University, Smith School of Enterprise and the Environment. Retrieved from <http://ssrn.com/abstract=2481877>.
- Collier, J., & Esteban, R. 2007. Corporate social responsibility and employee commitment. *Business Ethics: A European Review*, 16(1): 19-33.
- Cotte, J., & Trudel, R. 2009. *Socially conscious consumerism: A systematic review*. Retrieved from http://nbs.net/wp-content/uploads/NBS_Consumerism_SR_Researcher.pdf.
- Coulmont, M., & Berthelot, S. 2015. The financial benefits of a firm's affiliation with the UN Global Compact. *Business Ethics: A European Review*, 24(2): 144-157.
- CR Magazine. 2014. *The Cost of a bad reputation: The impacts of corporate reputation on talent acquisition*. Retrieved from <http://www.commitforum.com/wp-content/uploads/2013/10/Bad-Reputation.pdf>.
- CVS Health. 2015. *This is the right thing to do*. Retrieved June 9, 2015 from <http://www.cvshealth.com/research-insights/health-topics/this-is-the-right-thing-to-do>.
- Davis, R., & Franks, D. 2011. *The costs of conflict with local communities in the extractive industries*. Proceedings from SR Mining 2011: First International Seminar on Social Responsibility in Mining, Chapter 6. Santiago, Chile.
- De, I., & Clayman, M. R. 2014. *The benefits of socially responsible investing: An active manager's perspective*. Retrieved from <http://dx.doi.org/10.2139/ssrn.2464204>.
- Derwall, J., & Verwijmeren, P. 2007. *Corporate social responsibility and the implied cost of equity capital* (working paper). Rotterdam, Netherlands: Rotterdam School of Management, Erasmus University.
- Diermeier, D. 2013, March. *When and how to drive real value with CSR*. Kellogg Insight. Retrieved from http://insight.kellogg.northwestern.edu/article/when_and_how_to_drive_real_value_with_csr.
- Dobbs, R., Oppenheim, J., Thompson, F., Brinkman, M., & Zornes, M. 2011. *Resource revolution: Meeting the world's energy, materials, food, and water needs*. Retrieved from https://www.mckinsey.com/~/media/McKinsey/dotcom/Insights%20and%20pubs/MGI/Research/Resource%20Markets/Resource%20revolution/MGI_Resource_revolution_full_report.ashx.
- Doh, J. P., Horton, S. D., Horton, S. W. & Siegel, D. S. 2010. Does the market respond to an endorsement of social responsibility? The role of institutions, information and legitimacy. *Journal of Management*, 36(6): 1461-1485.
- Du, S., Bhattacharya, C. B., & Sen, S. 2007. Reaping relational rewards from corporate social responsibility: The role of competitive positioning. *International Journal of Research in Marketing*, 24(3): 224-241.
- Du, S., Bhattacharya, C. B. & Sen, S. 2010. *Corporate social responsibility and competitive advantage: Overcoming the trust barrier* (ESMT Working Paper No. 10-006). Berlin, Germany: European School of Management and Technology. Retrieved from <https://www.deutsche-digitale-bibliothek.de/binary/TG5CXUF6NCF3EYTF56PX4GL54GW55LZM/full/1.pdf>.
- Du, S., Bhattacharya, C. B., & Sen, S. 2013. *Corporate social responsibility, multi-faceted job-products, and employee outcomes* (ESMT Working Paper No. 13-07). Berlin, Germany: European School of Management and Technology. Retrieved from <http://dx.doi.org/10.2139/ssrn.2320464>.
- Duarte, A. P., Gomes, D. R., & das Neves, J. G. 2014. *Finding the jigsaw piece for our jigsaw puzzle with corporate social responsibility: The impact of CSR on prospective applicants' responses* (Working Paper No. 14-03). Lisbon, Portugal: ISCTE-IUL, Business Research Unit. Retrieved from <http://bru-unide.iscte.pt/RePEc/pdfs/14-03.pdf>.
- Eccles, R. G., Newquist, S. C., & Schatz, R. 2007. Reputation and Its Risks. *Harvard Business Review*, 85(2): 104-114.
- Eccles, R. G., Ioannou, I. & Serafeim, G. 2011. *The impact of a culture of corporate sustainability on corporate behavior and performance* (Working Paper 12-35). Cambridge, MA: Harvard Business School. Retrieved from <http://www.nber.org/papers/w17950.pdf>.
- Eccles, R. G., Ioannou, I., & Serafeim, G. 2014. The Impact of corporate sustainability on organizational processes and performance. *Management Science*, 60(11): 2835-2857.

The Economist Intelligence Unit. 2008. *Corporate citizenship: Profiting from a sustainable business*. Retrieved from http://graphics.eiu.com/upload/Corporate_Citizens.pdf.

The Economist Intelligence Unit. 2008. *Doing good: Business and the sustainability challenge*. Retrieved from http://graphics.eiu.com/upload/Sustainability_allsporsors.pdf.

The Economist Intelligence Unit. 2011. *Gearing for growth: Future drivers of corporate productivity*. Retrieved from <http://www.economistinsights.com/financial-services/analysis/gearing-growth>.

Edmans, A. 2012. The link between job satisfaction and firm value, with implications for corporate social responsibility. *The Academy of Management Perspectives*, 26(4): 1-19.

Eisingerich, A. B., Rubera, G., Seifert, M., & Bhardwaj, G. 2011. Doing good and doing better despite negative information? The role of corporate social responsibility in consumer resistance to negative information. *Journal of Service Research*, 14(1): 60-75.

El Ghoul, S., Guedhami, O., Kwok, C. C., & Mishra, D. R. 2011. Does corporate social responsibility affect the cost of capital? *Journal of Banking & Finance*, 35(9): 2388-2406.

Ellemers, N., Kingma, L., Burgt, J. V. D., & Barreto, M. 2011. Corporate social responsibility as a source of organizational morality, employee commitment and satisfaction. *Journal of Organizational Moral Psychology*, 1(2): 97-124.

Essousi, H., & Linton, J. D. 2010. New or recycled products: How much are consumers willing to pay? *Journal of Consumer Marketing*, 27(5): 458-468.

Exter, N., & Cunha, S. 2011. *The business case for being a responsible business*. Retrieved from http://www.bitc.org.uk/sites/default/files/kcfinder/files/Business_case_final1.pdf.

Fatma, M., & Rahman, Z. 2015. Consumer perspective on CSR literature review and future research agenda. *Management Research Review*, 38(2): 195-216.

Ferreira, D. A., Avila, M. G., & Faria, M. D. 2010. Corporate social responsibility and consumers' perception of price. *Social Responsibility Journal*, 6(2): 208-221.

Ferreira, P., & de Oliveira, E. R. 2014. Does corporate social responsibility impact on employee engagement? *Journal of Workplace Learning*, 26(3): 232-247.

Flammer, C. 2013. *Does corporate social responsibility lead to superior financial performance? A regression discontinuity approach*. Retrieved from http://papers.ssrn.com/sol3/papers.cfm?abstract_id=2146282.

Fombrun, C. J. 1996. *Reputation: Realizing value from the corporate image*. Cambridge, MA: Harvard Business School Press.

Fox, M. 2014. *Climate action and profitability: CDP S&P 500 climate change report 2014*. Retrieved from <https://www.cdp.net/CDPResults/CDP-SP500-leaders-report-2014.pdf>.

Friedman, L. 2014, September 4. Here's why CVS' decision to stop selling cigarettes makes perfect business sense. *Business Insider*. Retrieved from <http://www.businessinsider.com/why-cvs-stopped-selling-cigarettes-2014-9>.

FSG. 2015, forthcoming. *Investing in innovation: Verizon's approach to incubating shared value* (Draft in Progress).

Galbreath, J. 2010. How does corporate social responsibility benefit firms? Evidence from Australia. *European Business Review*, 22(4): 411-431.

Gammon, K. 2014, October 15. The case for corporate sustainability? Better employees. *The Guardian*. Retrieved from <http://www.theguardian.com/sustainable-business/2014/oct/15/employee-engagement-millennials-social-responsibility-innovation-value-social-responsibility>.

Gidwani, B. 2013. *The Link between brand value and sustainability*. Retrieved from http://www.csrhub.com/files/TCB_Director_Notes_The%20Link%20Between%20Brand%20Value%20and%20Sustainability.pdf.

Godfrey, P.C., Merrill, C. B., & Hansen, J. M. 2009. The relationship between corporate social responsibility and shareholder value: An empirical test of the risk management hypothesis. *Strategic Management Journal*, 30(4): 425-445.

- Goldman Sachs. 2007. *Introducing GS Sustain*. Retrieved from http://www.natcapsolutions.org/business-case/GoldmanSachsReport_v2007.pdf.
- Goldman Sachs Global Investment Research. 2010. *Crossing the rubicon: Our investment framework for the next decade*. Retrieved from http://www.banktrack.org/manage/ems_files/download/crossing_the_rubicon_our_investment_framework_for_the_next_decade/100226_crossing_the_rubicon.pdf.
- Golicic, S. L., & Smith, C. D. 2013. A meta-analysis of environmentally sustainable supply chain management practices and firm performance. *Journal of Supply Chain Management*, 49(2): 78-95.
- Goss, A., & Roberts, G. S. 2011. The impact of corporate social responsibility on the cost of bank loans. *Journal of Banking & Finance*, 35(7): 1794-1810.
- Gond, J. P., Akreemi, A. E., Igalens, J., & Swaen, V. 2010. *Corporate social responsibility influence on employees* (Research Paper Series 54-2010). Nottingham, England: International Centre for Corporate Social Responsibility. Retrieved from <http://www.nottingham.ac.uk/business/ICCSR/assets/muihqmluwosf.pdf>.
- Googins, B., Mirvis, P., & Rochlin, S. 2007. *Beyond good company: Next generation corporate citizenship*. New York, NY: Macmillan.
- Gorte, J. 2015. Workers: Material to the success of businesses – and their investors. Message posted to [linkedin.com](https://www.linkedin.com).
- Grant, A. 2011. How customers can rally your troops. *Harvard Business Review*, 89(6): 96-103.
- Grant, A. M., & Sonnentag, S. 2010. Doing good buffers against feeling bad: Prosocial impact compensates for negative task and self-evaluations. *Organizational Behavior and Human Decision Processes*, 111(1): 13-22.
- Grayson, D., McLaren, M., Exter, N., & Turner, C. 2014. *Combining profit and purpose: A new dialogue on the role of business in society*. Retrieved from https://www.cokecce.com/system/file_resources/210/W21883_TL_Report_A4_FINAL.pdf.
- Greening, D. W., & Turban, D. B. 2000. Corporate social performance as a competitive advantage in attracting a quality workforce. *Business and Society*, 39(3): 254-280.
- Grimmer, M., & Bingham, T. 2013. Company environmental performance and consumer purchase intentions. *Journal of Business Research Volume*, 66(10): 1945-1953.
- Griskevicius, V., Cantú, S. M., & Vugt, M. V. 2012. The evolutionary bases for sustainable behavior: Implications for marketing, policy, and social entrepreneurship. *Journal of Public Policy & Marketing*, 31(1): 115-128.
- Gregory, A., Tharyan, R., & Whittaker, J. 2014. Corporate social responsibility and firm value: Disaggregating the effects on cash flow, risk and growth. *Journal of Business Ethics*, 124(4): 633-657.
- Grocery Manufacturers Association & Deloitte. 2007. *Sustainability: Balancing opportunity and risk in the consumer product industry*. Retrieved from <http://www.gmaonline.org/downloads/wygwam/sustainability-balancing.pdf>.
- Grocery Manufacturers Association & Deloitte. 2009. *Finding the green in today's shoppers: Sustainability trends and new shopper insights*. Retrieved from <http://www.gmaonline.org/downloads/research-and-reports/greenshopper09.pdf>.
- Gross, R. 2009. *Corporate social responsibility and employee engagement: Making the connections* (Whitepaper). Retrieved from http://www.mandrake.ca/bill/images/corporate_responsibility_white_paper.pdf.
- Groza, M. D., Pronschinske, M. R., & Walker, M. 2011. Perceived organizational motives and consumer responses to proactive and reactive CSR. *Journal of Business Ethics*, 102(4): 639-652.
- Hainmueller, J., & Hiscox, M. J. 2012. *The socially conscious consumer? Field experimental tests of consumer support for fair labor standards* (Working Paper No. 2012-15). Cambridge, MA: Massachusetts Institute of Technology Political Science Department. Retrieved from <http://scholar.harvard.edu/files/hiscox/files/sociallyconsciousconsumer.pdf>.
- Hainmueller, J., & Hiscox, M. J. 2012. *Buying green? Field experimental tests of consumer support for environmentalism* (Working Paper No. 2012-14). Cambridge, MA: Massachusetts Institute of Technology Political Science Department. Retrieved from <http://scholar.harvard.edu/files/hiscox/files/buyinggreen.pdf>.

- Hainmueller, J., Hiscox, M. J., & Sequeira, S. 2011. *Consumer demand for the fair trade label: Evidence from a field experiment* (Working Paper No. 2011-9B). Cambridge, MA: Massachusetts Institute of Technology Political Science Department. Retrieved from http://scholar.harvard.edu/files/hiscox/files/consumerdemandfairtradelabel_evidencefieldexper.pdf.
- Hansen, S. D., Dunford, B. B., Boss, A. D., Boss, R. W., & Angermeier, I. 2011. Corporate social responsibility and the benefits of employee trust: A cross-disciplinary perspective. *Journal of Business Ethics*, 102(1): 29-45.
- Harter, J. K., Schmidt, F. L., Kilham, E. A., & Aplund, J. W. 2012. *The relationship between engagement at work and organizational outcomes: 2012 Q12 meta-analysis*. Retrieved from <http://www.gallup.com/file/services/177047/2012%20Q12%20Meta-Analysis%20Research%20Paper.pdf>.
- Henisz, W. J. 2014. *Corporate diplomacy: Building reputations and relationships with external stakeholders*. Sheffield, England: Greenleaf Publishing.
- Henisz, W. J., Dorobantu, S., & Narley, L. J. 2014. Spinning gold: The financial returns to external stakeholder engagement. *Strategic Management Journal*, 35(12): 1727-1748.
- Herz, S., Vina A. L., & Sohn, J. 2007. *Development without conflict: The business case for community consent*. Retrieved from http://pdf.wri.org/development_without_conflict_fpic.pdf.
- Hewitt Associates & Canadian Business for Social Responsibility. 2010. *Engaging employees through CSR*.
- Hiscox, M. J., & Smyth, N. 2011. *Is there consumer demand for improved labor standards? Evidence from field experiments in social product labeling*. Retrieved from <http://scholar.harvard.edu/files/hiscox/files/consumerdemandfairlaborstandardsevidencesocial.pdf>.
- Hiscox, M. J., Broukhim, M., & Litwin, C. 2011. *Consumer demand for fair trade: New evidence from a field experiment using eBay auctions of fresh roasted coffee*. Retrieved from <http://dx.doi.org/10.2139/ssrn.1811783>.
- Homburg, C., Stierl, M., & Bornemann, T. 2013. Corporate social responsibility in business-to-business markets: How organizational customers account for supplier corporate social responsibility engagement. *Journal of Marketing*, 77(6): 54-72.
- Hoyt, R. E., & Liebenberg, A. P. 2011. The value of enterprise risk management. *Journal of Risk and Insurance*, 78(4): 795-822.
- Huffman, A. H., & Klein, S. R. 2013. *Green organizations: Driving change with IO psychology*. Oxford, England: Routledge.
- Humphrey, J. E., & Tan, D. T. 2014. Does it really hurt to be responsible? *Journal of Business Ethics*, 122(3): 375-386.
- Huppe, G. A. 2011. *Alpha's Tale: The economic value of CSR*. Paper presented at the Principles for Responsible Investment Academic Conference, 2011. Retrieved from <http://dx.doi.org/10.2139/ssrn.1969583>.
- Hur, W. M., Kim, H., & Woo, J. 2014. How CSR leads to corporate brand equity: Mediating mechanisms of corporate brand credibility and reputation. *Journal of Business Ethics*, 125(1): 75-86.
- Husted, B., & Allen, D. B. 2007. Strategic corporate social responsibility and value creation among large firms: Lessons from the Spanish experience. *Long Range Planning*, 40(6): 594-610.
- Husted, B., & Allen, D. B. 2011. *Corporate social strategy: Stakeholder engagement and competitive advantage*. Cambridge, England: Cambridge University Press.
- Ioannou, I., & Serafeim, G. 2014. The impact of corporate social responsibility on investment recommendations: Analysts' perceptions and shifting institutional logics. *Strategic Management Journal*, 36(7): 1053-1081.
- Innovest Strategic Value Advisors. 2007. *Carbon beta and equity performance: An empirical analysis moving from disclosure to performance*. Retrieved from [http://www.kellogg.northwestern.edu/faculty/mazzeo/html/sp_files/021209\(4\)%20innovest/innovest%20publications/carbon_20final.pdf](http://www.kellogg.northwestern.edu/faculty/mazzeo/html/sp_files/021209(4)%20innovest/innovest%20publications/carbon_20final.pdf).

- Ipsos MORI. 2008. *Engaging employees through corporate responsibility*. Retrieved from <https://www.ipsos-mori.com/Assets/Docs/Publications/loyalty-erm-engaging-employees-through-corporate-responsibility.pdf>.
- Jacobs, B. W., Singhal, V. R., & Subramanian, R. 2010. An empirical investigation of environmental performance and the market value of the firm. *Journal of Operations Management*, 28(5): 430-441.
- Japson, B. 2014, November 4. CVS Health pharmacy business overcomes loss of tobacco sales. *Forbes*. Retrieved from <http://www.forbes.com/sites/brucejapsen/2014/11/04/cvs-health-pharmacy-business-overcomes-loss-of-tobacco-sales>.
- Janney, J. J., & Gove, S. 2011. Reputation and corporate social responsibility aberrations, trends, and hypocrisy: Reactions to firm choices in the stock option backdating scandal. *Journal of Management Studies*, 48(7): 1562-1585.
- Janney, J. J., Dess, G., & Forlani, V. 2009. Glass house? Market reactions to firms joining the UN global compact. *Journal of Business Ethics*, 90(3): 407-423.
- Janssen, C., Vanhamme, J., Lindgreen, A., & Lefebvre, C. 2014. The catch-22 of responsible luxury: Effects of luxury product characteristics on consumers' perception of fit with corporate social responsibility. *Journal of Business Ethics*, 119(1): 45-57.
- Jayachandran, S., Kalaiganam, K., & Eilert, M. 2013. Product and environmental social performance: Varying effect on firm performance. *Strategic Management Journal*, 34(10): 1255-1264.
- Jones, D. A., & Willness, C. R. 2013. *Corporate social performance, organizational reputation, and recruitment*. Oxford, England: Oxford University Press.
- Jones, D. A., Willness, C. R., & Mady, S. 2014. Why are job seekers attracted by corporate social performance? *Academy of Management Journal*, 57(2): 383-404.
- Jordan, J., Diermeier D., & Galinsky, A. 2012. The strategic samaritan: How effectiveness and proximity affect corporate responses to external crises. *Business Ethics Quarterly*, 22(4): 621-648.
- Kahn, M., Serafeim, G., & Yoon, A. 2015. *Corporate sustainability: First evidence on materiality* (HBS Working Paper 15-073). Cambridge, MA: Harvard Business School. Retrieved from http://www.hbs.edu/faculty/Publication%20Files/15-073_8a7e13e5-68c5-4cc3-a9a0-a132bbef3bc7.pdf.
- Kaval, P. 2011. *Measuring and valuing environmental impacts: A systematic review of existing methodologies*. Retrieved from <http://www.nbs.net/wp-content/uploads/NBS-Systematic-Review-Impacts.pdf>.
- Kelley, K., & Glavas, A. 2014. The effects of perceived corporate social responsibility on employee attitudes. *Business Ethics Quarterly*, 24(2): 165-202.
- Ketvirtis, S. 2012. *How corporate citizenship impacts employee engagement*. Evanston, Illinois: Northwestern University School of Education and Social Policy. Retrieved from <http://www.sesp.northwestern.edu/masters-learning-and-organizational-change/knowledge-lens/stories/2012/how-corporate-citizenship-impacts-employee-engagement.html>.
- Kim, S. 2014. What's worse in times of product-harm crisis? Negative corporate ability or negative CSR reputation? *Journal of Business Ethics*, 124(1): 157-170.
- Kim, Y., Lee, J., & Yang, T. 2013. Corporate transparency and firm performance: Evidence from venture firms listed on the Korean stock market. *Asia-Pacific Journal of Financial Studies*, 42(4): 653-688.
- Kim, Y., Park, M. S., & Wier, B. 2012. Is earnings quality associated with corporate social responsibility? *The Accounting Review*, 87(3): 761-796.
- Kimbrow, M. B., & Cao, Z. 2011. Does voluntary corporate citizenship pay? An examination of the UN Global Compact. *International Journal of Accounting & Information Management*, 19(3): 288-303.
- Klein, J. & Dawar, N. 2004. Corporate social responsibility and consumers' attributions and brand evaluations in a product-harm crisis. *International Journal of Research in Marketing*, 21(3): 203-217.
- Koh, P.S., Qian, C., & Wang, H. 2014. Firm litigation risk and the insurance value of corporate social performance. *Strategic Management Journal*, 35(10): 1464-1482.
- Korschun, D., Bhattacharya, C. B., & Swain, S. D. 2014. Corporate social responsibility, customer orientation, and the job performance of frontline employees. *Journal of Marketing*, 78(3): 20-37.

- Koschate-Fischer, N., Stefan, I., & Hoyer, W. 2012. Willingness to pay for cause-related marketing: The impact of donation amount and moderating effects. *Journal of Marketing Research*, 49(6): 910-927.
- KPMG International. 2012. *Expect the unexpected: Building business value in a changing world*. Retrieved from <https://www.kpmg.com/Global/en/IssuesAndInsights/ArticlesPublications/Documents/building-business-value.pdf>.
- KPMG International. 2014. *A new vision of value: Connecting corporate and societal value creation*. Retrieved from <https://www.kpmg.com/Global/en/topics/climate-change-sustainability-services/Documents/a-new-vision-of-value.pdf>.
- Krüger, P. 2015. Corporate goodness and shareholder wealth. *Journal of Financial Economics*, 115(2): 304–329.
- Kytle, B. & Ruggie, J.G. 2015. *Corporate social responsibility as risk management: A model for multinationals* (Corporate Social Responsibility Initiative Working Paper No. 10). Cambridge, MA: Kennedy School of Government, Harvard University. Retrieved from http://www.ksg.harvard.edu/m-rcbg/CSRI/publications/workingpaper_10_kytle_ruggie.pdf.
- Lacey, R., Kennett-Hensel, P.A., & Manolis, C. 2014. Is corporate social responsibility a motivator or hygiene factor? Insights into its bivalent nature. *Journal of the Academy of Marketing Science*, 43(3): 315-332.
- Lam, J., & Quinn, F. 2014. *The role of sustainability in enterprise risk management*. Retrieved from https://d3q508xndy9wlu.cloudfront.net/sites/default/files/WP_The_role_of_sustainability_in_enterprise_risk_management.pdf.
- Lanz, D., McLaughlin, G., & Abbey, D. 2014. *The climate has changed: exploring the investment potential of fossil fuel free portfolios*. Retrieved from <http://riacanada.ca/wp-content/uploads/The-Climate-has-Changed-v2.pdf>.
- Leber, J. 2015, March 16. Can treating low-wage workers well become the hot new business strategy? *Co.Exist*. Retrieved from <http://www.fastcoexist.com/3040830/world-changing-ideas/can-treating-low-wage-workers-well-become-the-hot-new-business-strategy>.
- Lee, E. M., Park, S. Y., & Lee, J. H. 2013. Employee perception of CSR activities: Its antecedents and consequences. *Journal of Business Research*, 66(10): 1716-1724.
- Leiter, M. P., Laschinger, H. K. S., Day, A., & Oore, D. G. 2011. The impact of civility interventions on employee social behavior, distress, and attitudes. *Journal of Applied Psychology*, 96(6): 1258-1274.
- Lev, B., Petrovits, C., & Radhakrishnan, S. 2010. Is doing good good for you? How corporate charitable contributions enhance revenue growth. *Strategic Management Journal*, 31(2): 182-200.
- Liket, K., & Ana, S. 2015. Battling the devolution in the research on corporate philanthropy. *Journal of Business Ethics*, 126(2): 285-308.
- Lii, Y. S., & Lee, M. 2012. Doing right leads to doing well: When the type of CSR and reputation interact to affect consumer evaluations of the firm. *Journal of Business Ethics*, 105(1): 69-81.
- Lin, C. P. 2010. Modeling corporate citizenship, organizational trust, and work engagement based on attachment theory. *Journal of Business Ethics*, 94(4): 517-531.
- Lin, H. F., & Wu, S. I. 2014. The correlation of CSR and consumer behavior: A study of convenience store. *International Journal of Marketing Studies*, 6(6): 66-80.
- Lins, K., Servaes, H., & Tamayo, A. 2015. *Social capital, trust, and firm performance during the financial crisis* (Finance Working Paper No. 446/2015). Brussels, Belgium: European Corporate Governance Institute. Retrieved from <http://ssrn.com/abstract=2555863>.
- Lis, B. 2012. The relevance of corporate social responsibility for a sustainable human resource management: An analysis of organizational attractiveness as a determinant in employees' selection of a (potential) employer. *Management Revue*, 23(3): 279-296.
- Lockheed Martin. 2015. *Lockheed Martin media day: Remarks as delivered by chairman, president and CEO Marillyn A. Hewson*. Retrieved June 9, 2015 from <http://lockheedmartin.com/us/news/speeches/021815-hewson.html>.

- Loose, S. M., & Remaud, H. 2013. Impact of corporate social responsibility claims on consumer food choice: A cross-cultural comparison. *British Food Journal*, 115(1): 142-166.
- Lourenco, I. C., Callen, J. L., Branco, M. C., & Curto, J. D. 2014. The value relevance of reputation for sustainability leadership. *Journal of Business Ethics*, 119(1): 17-28.
- Lu, C., & Lin, C. 2014. The effects of ethical leadership and ethical climate on employee ethical behavior in the international port context. *Journal of Business Ethics*, 124(2): 209-223.
- Lua, W. M., Wang, W. K., & Lee, H. L. 2013. The relationship between corporate social responsibility and corporate performance: Evidence from the US semiconductor industry. *International Journal of Production Research*, 51(19): 5683-5695.
- Luo, X., & Bhattacharya, C. B. 2009. The debate over doing good: Corporate social performance, strategic marketing levers, and firm-idiosyncratic risk. *Journal of Marketing*, 73(6): 198-213.
- Lubin, D., & Esty, D. 2010. The sustainability imperative. *Harvard Business Review*, 88(5): 42-50.
- Luo, X., & Bhattacharya, C. B. 2006. Corporate social responsibility, customer satisfaction, and market value. *Journal of Marketing*, 70(4): 1-18.
- Luo, X., & Du, S. 2014. Exploring the relationship between corporate social responsibility and firm innovation. *Marketing Letters*, 1-12.
- Lyon, T. 2014. *How do financial markets respond to corporate sustainability disclosure?* Retrieved from <http://www.erb.umich.edu/News-and-Events/news-events-docs/13-14/Director-Notes-Tom-Lyon.pdf>.
- Lys, T. Z., Naughton, J. P., & Wang, C. 2013, March. Pinpointing the Value in CSR. *Kellogg Insight*. Retrieved from http://insight.kellogg.northwestern.edu/article/pinpointing_the_value_in_csr.
- Lys, T. Z., Naughton, J. P., & Wang, C. 2014. *Signaling through corporate accountability reporting* (Working Paper). Evanston, IL: Northwestern University Kellogg School of Management. Retrieved from <http://dx.doi.org/10.2139/ssrn.2143259>.
- Maignan, I., & Ferrell, O. C. 2001. Antecedents and benefits of corporate citizenship: An investigation of French businesses. *Journal of Business Research*, 51(1): 31-51.
- Manning, L. 2013. Corporate and consumer social responsibility in the food supply chain. *British Food Journal*, 115(1): 9-29.
- Margolis, J. D., & Walsh, J. P. 2001. *People and profits? The search for a link between a company's social and financial performance*. Mahwah, NJ: Lawrence Erlbaum Associates.
- Martin, R. 2010. The age of customer capitalism. *Harvard Business Review*, 88: 58-65.
- Mattila, A. S., Hanks, L., & Kim, E. E. K. 2010. The impact of company type and corporate social responsibility messaging on consumer perceptions. *Journal of Financial Services Marketing*, 15(2): 126-135.
- McPherson, S. 2012. Why CSR's future matters to your company. *Harvard Business Review*. Retrieved from http://blogs.hbr.org/cs/2012/01/why_csrs_future_matters_to_you.html.
- McShane, L., & Cunningham, P. 2012. To thine own self be true? Employees' judgments of the authenticity of their organization's corporate social responsibility program. *Journal of Business Ethics*, 108(1): 81-100.
- Meister, J. 2012, June. Corporate social responsibility: A lever for employee attraction & engagement, *Forbes*. Retrieved from <http://www.forbes.com/sites/jeannemeister/2012/06/07/corporate-social-responsibility-a-lever-for-employee-attraction-engagement>.
- Melnyk, S. A., Sroufe, R. P., & Calantone, R. 2003. Assessing the impact of environmental management systems on corporate and environmental performance. *Journal of Operations Management*, 21(3): 329-351.
- Mueller Loose, S., & Remaud, H. 2013. Impact of corporate social responsibility claims on consumer food choice: A cross-cultural comparison. *British Food Journal*, 115(1): 142-166.
- Ming, H., & Wang, D. 2010. Corporate social performance and financial-based brand equity. *Journal of Product & Brand Management*, 19(5): 335-345.
- Minor, D. & Morgan, J. 2011. CSR as reputation insurance: Primum non nocere. *California Management Review*, 53(3): 40-59.

- Mirvis, P. 2012. Employee engagement and CSR: Transactional, relational, and developmental approaches. *California Management Review*, 54(4): 93-117.
- Moon, J. J., & Park, S. C. 2011. *How much does it pay to be socially responsible*. Retrieved from <http://dx.doi.org/10.2139/ssrn.1760632>.
- Muller, A., & Kraussl, R. 2011. Doing good deeds in times of need: A strategic perspective on corporate disaster donations. *Strategic Management Journal*, 32(9): 911-929.
- The Munden Project. 2012. *The Financial risks of insecure land tenure: An investment view*. Retrieved from http://www.rightsandresources.org/documents/files/doc_5715.pdf.
- Newman, G. E., Gorlin, M., & Dhar, R. 2014. When going green backfires: How firm intentions shape the evaluation of socially beneficial product enhancements. *The Journal of Consumer Research*, 41(3): 823-839.
- Nielsen. 2014. *Doing well by doing good*. Retrieved from <http://www.nielsen.com/content/dam/niensenglobal/apac/docs/reports/2014/Nielsen-Global-Corporate-Social-Responsibility-Report-June-2014.pdf>.
- Noked, N. 2011, February 28. Investing in corporate social responsibility to enhance customer value. Message posted to <http://corp.gov.law.harvard.edu>.
- Nunn, M. 2011, December 20. Millennials to business: Social responsibility isn't optional. *The Washington Post*. Retrieved from http://www.washingtonpost.com/national/on-innovations/millennials-to-business-social-responsibility-isnt-optional/2011/12/16/gIQA178D7O_story.html.
- O'Connell, V. & O'Sullivan, D. n.d. *Performance measurement, firm risk and corporate social responsibility*. Retrieved from <http://files.journalofregionaldevelopment.webnode.cz/200000035-df5bbe055d/Oconnel.pdf>.
- de Oliveira, E. R., & Ferreira, P. 2014. Does corporate social responsibility impact on employee engagement? *Journal of Workplace Learning*, 26(3): 232-247.
- Oikonomou, I., Brooks, C., & Pavelin, S. 2011. *The effects of corporate social performance on the cost of corporate debt and credit ratings* (ICMA Centre Discussion Papers in Finance DP2011-19). Reading, England: ICMA Centre, University of Reading.
- Olsen, M. C., Slotegraaf, R. J., & Chandukala, S. R. 2014. Green claims and message frames: How green new products change brand attitude. *Journal of Marketing*, 78(5): 119-137.
- Orlitzky, M., Schmidt, F. L., & Rynes, S. L. 2003. Corporate social and financial performance: A meta-analysis. *Organizational Studies*, 24(3): 403-441.
- Palmer, H. J. 2012. *Corporate social responsibility and financial performance: Does it pay to be good?* (Senior Thesis). Claremont, CA: Claremont McKenna College. Retrieved from http://scholarship.claremont.edu/cgi/viewcontent.cgi?article=1502&context=cmc_theses.
- Papaoikonomou, E., Ryna, G., & Valverde, M. 2011. Mapping ethical consumer behavior: Integrating the empirical research and identifying future directions, *Ethics & Behavior*, 21(3): 197-221.
- Park, S. Y., & Levy, S. E. 2014. Corporate social responsibility: Perspectives of hotel frontline employees. *International Journal of Contemporary Hospitality Management*, 26(3): 332-348.
- Pelosi, P. & Bunker, S. 2009. *Corporate social responsibility: Engagement, profits and why the Beatles were right*. Retrieved from http://www.orendaconnections.com/docs/Corporate_Social_Responsibility_Engagement.pdf.
- Pelozo, J. 2006. Using corporate social responsibility as insurance for financial performance. *California Management Review*, 48(2): 52-72.
- Pelozo, J., & Yachnin, R. 2008. *Valuing business sustainability: A systematic review*. Retrieved from <http://nbs.net/wp-content/uploads/NBS-Systematic-Review-Valuing.pdf>.
- Pelozo, J., White, K., & Shang, J. 2013. Good and guilt-free: The role of self-accountability in influencing preferences for products with ethical attributes. *Journal of Marketing*, 77(1): 104-119.
- Perez de Toledo, E., & Bracatto, E. 2014. *The impact of environmental, social and governance (ESG) standards on the value of cash holdings: Evidence from Canadian firms* (Canadian Academic Accounting Association Annual Conference, 2014). Retrieved from <http://dx.doi.org/10.2139/ssrn.2379895>.

- Peterson, D. K. 2004. The relationship between perceptions of corporate citizenship and organizational commitment. *Business and Society*, 43(3): 269-319.
- Phillips, P.P., & Phillips, J. J. 2011. *The green scorecard: Measuring the return on investment in sustainability initiatives*. Boston, MA: Nicholas Brealey Publishers.
- Pirelli. 2013. *2013-2017 industrial plan: Sustainability plan 2013-2017 with selected targets for 2020*. Retrieved from http://www.pirelli.com/mediaObject/corporate/documents/common/investors/agm/2014/Sustainability_report_2013_Vol_3_ENG/original/Sustainability_report_2013_Vol_3_ENG.pdf.
- Pirelli. 2014. *Sustainability report 2013*. Retrieved from <http://pid2013.iwebcasting.it/assets/files/sustainability.pdf>.
- Plewa, C., Conduit, J., Quester, P., & Johnson, C. 2015. The impact of corporate volunteering on CSR image: A consumer perspective. *Journal of Business Ethics*, 127(3): 643-659.
- Pohle, G., & Hittner, J. 2008. *Attaining sustainable growth through corporate social responsibility*. Retrieved from <http://www-935.ibm.com/services/us/gbs/bus/pdf/ibv-gbe03019-usen-00-csr.pdf>.
- Porter, M., & Kramer, M. 2006. Strategy & society: The link between competitive advantage and corporate social responsibility. *Harvard Business Review*, 84(12): 78-92.
- Porter, M., & Kramer, M. 2011. Creating shared value: How to reinvent capitalism and unleash a wave of innovation and growth. *Harvard Business Review*, 89(1/2): 62-77.
- Preston, P. 2014, May 14. IBM delivers a lesson in employee engagement ROI. As posted to <http://philpreston.co>.
- Principles for Responsible Investing & UN Global Compact LEAD. 2013. *The value driver model: A tool for communicating the business value of sustainability*. Retrieved from https://www.unglobalcompact.org/docs/issues_doc/Financial_markets/Value_Driver_Model/VDM_Report.pdf.
- PwC. 2013. *Putting a Price on Value*. Retrieved from http://www.pwc.com/en_GX/gx/sustainability/publications/assets/putting-a-price-on-value_pwc-private-equity-survey.pdf.
- PwC. 2014. *Sustainability goes mainstream: Insights into investor views*. Retrieved from https://www.pwc.com/en_US/us/pwc-investor-resource-institute/publications/assets/pwc-sustainability-goes-mainstream-investor-views.pdf.
- Quazi, A., & Richardson, A. 2012. Sources of variation in linking social responsibility and financial performance. *Social Responsibility Journal*, 8(2): 242-256.
- Raman, M., Lim, W., & Nair, S. 2012. The implication of corporate social responsibility on consumer loyalty. *Kajian Malasia*, 30(2): 71-93.
- Rangan, K., Chase, L., & Karim, S. 2015. The truth about CSR. *Harvard Business Review*, 93(1/2): 40-49.
- Rathnet, S. 2013. *The industry-specific relationships between corporate financial performance and 11 corporate social performance dimensions: Taking a more nuanced perspective* (Working Paper No. 2013-02). Salzburg, Austria: University of Salzburg. Retrieved from http://www.uni-salzburg.at/fileadmin/multimedia/SOWI/documents/working_papers/wp2013_no02.pdf.
- Riordan, C. M., Gatewood, R. D., & Bill, J. B. 1997. Corporate image: Employee reactions and implications for managing corporate social performance. *Journal of Business Ethics*, 16(4): 401-412.
- Robinson, M.J., Kleffner, A., & Bertels, S. n.d. *The value of a reputation for corporate social responsibility: Empirical Evidence*. Retrieved from University of Calgary, Northwest Finance Association web site: <http://people.ucalgary.ca/~nfa99/2008/papers/221.pdf>.
- Rochlin, S., Coutsoukis, P., & Carbone, L. 2001. *Measurement demystified: Determining the value of corporate community involvement*. Retrieved from http://www.centerforgiving.org/Portals/0/Determining%20the%20Value%20of%20Corporate%20Community%20Involvement_Boston%20College.pdf.
- Rodgers, W., Choy, H. L., & Guiral, A. 2013. Do Investors Value a Firm's Commitment to Social Activities? *Journal of business ethics*, 114(4): 607-623.

- Roecka, K. D., Mariqueb, G., Stinglhamberb, F., & Swaena, V. 2014. Understanding employees' responses to corporate social responsibility: Mediating roles of overall justice and organizational identification. *The International Journal of Human Resource Management*, 25(1): 91-112.
- Roth, B. 2013, September 25. How sustainability is growing Unilever's brand equity and profit. As posted on triplepundit.com.
- Schneider, T. E. 2011. Is environmental performance a determinant of bond pricing? Evidence from the US pulp and paper and chemical industries. *Contemporary Accounting Research*, 28(5): 1537-1561.
- Schnietz, K. E., & Epstein, M. J. 2005. Exploring the financial value of a reputation for corporate social responsibility during a crisis. *Corporate Reputation Review*, 7(4): 327-345.
- Schreck, P. 2011. Reviewing the business case for corporate social responsibility: New evidence and analysis. *Journal of Business Ethics*, 103(2): 167-188.
- Schroder, M. J. A., & McEachern, M. G. 2005. Fast foods and ethical consumer value: A focus on McDonald's and KFC. *British Food Journal*, 107(4): 212-224.
- Schwartz, T. & Porath, C. 2014, June 1. Why you hate work. *The New York Times*, p. SR1.
- Sen, S., Bhattacharya, C. B., & Korschun, D. 2006. The role of corporate social responsibility in strengthening multiple stakeholder relationships: A field experiment. *Journal of the Academy of Marketing Science*, 34(2): 158-166.
- Servaes, H., & Tamayo, A. 2013. The impact of corporate social responsibility on firm value: The role of customer awareness. *Management Science*, 59(5): 1045-1061.
- Sharfman, M. P., & Fernando, C. S. 2008. Environmental risk management and the cost of capital. *Strategic Management Journal*, 29(6): 569-592.
- Sharif, M. M., & Scandura, T. A. 2014. Do perceptions of ethical conduct matter during organizational change? Ethical leadership and employee involvement. *Journal of Business Ethics*, 124(2): 185-196.
- Shen, J., & Benson, J. 2014. When CSR is a social norm: How socially responsible human resource management affects employee work behavior. *Journal of Management*. Retrieved from <http://jom.sagepub.com/content/early/2014/02/19/0149206314522300.full.pdf+html>.
- Shuck, M. B., Rocco, T. S., & Albornoz, C. A. 2011. Exploring employee engagement from the employee perspective: Implications for HRD. *Journal of European Industrial Training*, 35(4): 300-325.
- Shulli, D., Bhattacharya, C. B., & Sankar, S. 2011. Corporate social responsibility and competitive advantage: Overcoming the trust barrier. *Management Science*, 57(9): 1528-1545.
- Skard, S., & Thorbjørnsen, H. 2014. Is publicity always better than advertising? The role of brand reputation in communicating corporate social responsibility. *Journal of Business Ethics*, 124(1): 149-160.
- Smith, N. C., Read, D., & Lopez-Rodriguez, S. 2010. *Consumer perceptions of corporate social responsibility: The CSR halo effect* (INSEAD Working Paper No. 2010/16/ISIC). Fontainebleau, France: INSEAD. Retrieved from <http://www.insead.edu/facultyresearch/research/doc.cfm?did=43990>.
- Stites, J. P., & Michael, J. H. 2011. Organizational commitment in manufacturing employees: Relationships with corporate social performance. *Business & Society*, 50(1), 50-70.
- Surroca, J., Tribo, J. A., & Waddock, S. 2010. Corporate responsibility and financial performance: The role of intangible resources. *Strategic Management Journal*, 31(5): 463-490.
- Swinand, A. 2014, March 25. Corporate social responsibility is millennials' new religion. *Crain's Chicago Business*. Retrieved from <http://www.chicagobusiness.com/article/20140325/OPINION/140329895/corporate-social-responsibility-is-millennials-new-religion>.
- Tang, Z., Hull C. E., & Rothenberg, S. 2012. How corporate social responsibility engagement strategy moderates the CSR-financial performance relationship. *Journal of Management Studies*, 49(7): 1274-1303.
- Tascioglu, M. 2014. *Consumers perceptions towards sustainability: A cross-cultural analysis* (Dissertation Paper 1169). Statesboro, GA: Jack N. Averitt College of Graduate Studies. Retrieved from <http://digitalcommons.georgiasouthern.edu/cgi/viewcontent.cgi?article=2216&context=etd>.

- Tonin, M., & Vlassopoulos, M. 2014. *Corporate philanthropy and productivity: Evidence from an online real effort experiment* (CESifo Working Paper Series No. 4778). Munich, Germany: CESifo. Retrieved from https://www.cesifo-group.de/DocDL/cesifo1_wp4778.pdf.
- Torelli, C. J., Monga, A. B., & Kaikati, A. M. 2012. Doing poorly by doing good: Corporate social responsibility and brand concepts. *Journal of Consumer Research*, 38(5): 948-963.
- Trudel, R., & Cotte, J. 2009. Is it really worth it? Consumer response to ethical and unethical practices. *MIT Sloan Management Review*, 50(2): 61-68.
- Tuffrey, M. 2003. *Good companies, better employees: How community involvement and good corporate citizenship can enhance employee morale, motivation, commitment and performance*. Retrieved from <http://www.educationandemployers.org/wp-content/uploads/2014/06/good-companies-better-employees-ccc.pdf>.
- Tully, S. M., & Winer, R. S. n. d. *Are People Willing to Pay More for Socially Responsible Products: A Meta-Analysis* (Unpublished doctoral dissertation). New York, NY: Stern School of Business. Retrieved from http://web-docs.stern.nyu.edu/pa/winer_tully.pdf.
- Tuppen, C. 2004. Building a quantitative business case. In European Business Forum, *EBF on CSR*. Retrieved from http://www.johnelkington.com/archive/ebf_CSR_report.pdf.
- Turban, D. B., & Greening, D. W. 1997. Corporate social performance and organizational attractiveness to prospective employees. *Academy of Management Journal*, 40(3): 658-673.
- UN Global Compact & Accenture. 2010. *A new era of sustainability: UN Global Compact-Accenture CEO study 2010*. Retrieved from http://www.accenture.com/sitecollectiondocuments/pdf/accenture_a_new_era_of_sustainability_ceo_study.pdf.
- UN Global Compact & Accenture. 2013. *CEO study on sustainability 2013: Architects of a better world*. Retrieved from <http://www.accenture.com/SiteCollectionDocuments/PDF/Accenture-UN-Global-Compact-Acn-CEO-Study-Sustainability-2013.pdf>.
- UN Global Compact & Principles for Responsible Investment. 2014. *Coping, changing, shifting: Strategies for managing the impacts of investor short-termism on corporate sustainability*. Retrieved from https://www.unglobalcompact.org/docs/issues_doc/lead/LEAD_ShortTermism.pdf.
- Unilever. 2013. *Unilever sustainable living plan: Making progress, driving change*. Retrieved from http://www.unilever.com.tw/Images/slp_Unilever-Sustainable-Living-Plan-2013_tcm13-388693_tcm206-395956.pdf.
- Unilever. 2015. *Sustainable Living*. Retrieved June 9, 2015 from <http://www.unilever.com/sustainable-living>.
- Vachon, S., & Klassen, R. D. 2008. Environmental management and manufacturing performance: The role of collaboration in the supply chain. *International Journal of Production Economics*, 111(2): 299-315.
- Valaster, C., Lindgreen, A., & Maon, F. 2012. Strategically leveraging corporate social responsibility: A corporate branding perspective. *California Management Review*, 54(3): 34-60.
- Vasi, I. B., & King, B. 2012. Social movements, risk perceptions, and economic outcomes: The effect of primary and secondary stakeholder activism on firms' perceived environmental risk and financial performance. *American Sociological Review*, 77(4): 573-597.
- Vassileva, B. 2009. Corporate social responsibility-corporate branding relationship: An empirical comparative study. *Management & Marketing*, 7(2): 13-28.
- Virvilaite, R., & Daubaraite, U. 2011. Corporate social responsibility in forming corporate image. *Engineering Economics*, 22(5): 534-543.
- Vitaliano, D. F. 2010. Corporate social responsibility and labor turnover. *Corporate Governance: The International Journal of Business in Society*, 10(5): 563-573.
- Vlachos, P. A., Panagopoulos, N., & Rapp, A. 2013. Feeling good by doing good: Employee CSR-induced attributions, job satisfaction, and the role of charismatic leadership. *Journal of Business Ethics*, 118(3): 577-588.

- Vlachos, P.A., Panagopoulos, N., & Rapp, A. 2014. Employee judgments of and behaviors towards corporate social responsibility: A multi-study investigation of direct, cascading, and moderating effects. *Journal of Organizational Behavior*, 35(7): 990-1017.
- Voight, J. 2015, March 23. For Unilever's CMO, global growth and social responsibility are now inseparable goals. *Adweek*. Retrieved from <http://www.adweek.com/news/advertising-branding/keith-weeds-plan-grow-unilever-and-reduce-its-global-footprint-163596>.
- Wamalwa, B. P.2014. Supply chain management as a strategic tool for competitive advantage in tea industry in Kenya. *Journal of Management and Sustainability*, 4(3): 157-164.
- Wang, A. 2011. The effects of firms' advertising disclosures as a reflection of CSR practices on consumer responses. *Social Responsibility Journal*, 7(4): 592-603.
- Wang, H., & Choi, J. 2013. A new look at the corporate social-financial performance relationship: The moderating roles of temporal and interdomain consistency in corporate social performance. *Journal of Management*, 39(2): 416-41.
- Wang, H., Choi, J., & Li, J. 2008. Too little of too much? Untangling the relationship between corporate philanthropy and firm financial performance. *Organization Science*, 19(1): 143-159.
- Weber, M. 2008. The Business case for corporate social responsibility: A company-level measurement approach for CSR. *European Management Journal*, 26(4): 247-261.
- Weeden, C. 2011. *Smart giving is good business: How corporate philanthropy can benefit your company and society*. San Francisco, CA: Jossey-Bass.
- Weiser, J., Kahane, M., Rochlin, S., & Landis, J. 2006. *Untapped: Creating value in underserved markets*. Oakland, CA: Berrett-Koehler Publishers.
- Willard, B. 2012. *The new sustainability advantage: Seven business case benefits of a triple bottom line*. Gabriola Island, BC: New Society Publishers.
- Williams, L. 2013, May 13. Satisfied employees boost your stock price. Posted on nbs.net.
- Willness, C. R., & Jones, D. A. 2013. *Green organizations: Driving change with I-O psychology*. New York, NY: Routledge.
- Winston, A. 2014. *The big pivot: Radically practical strategies for a hotter, scarcer, and more open world*. Cambridge, MA: Harvard Business Review Press.
- Wójcik, P.2013. The Effects of corporate social responsibility initiatives and price premiums on Polish consumers' responses: An experimental study. *International Journal of Management and Economics*, 38(1): 84-101.
- Wong, D. 2011, June 23. Top talents attracted by socially responsible corporations. Message posted to carbon49.com
- World Business Council for Sustainable Development. 2010. *People matter engage: Inspiring employees about sustainability*. Retrieved from <http://www.wbcd.org/Pages/EDocument/EDocumentDetails.aspx?ID=48>.
- World Economic Forum & Accenture. 2015. *Beyond supply chains: Empowering responsible value chains*. Retrieved from <http://www.accenture.com/SiteCollectionDocuments/PDF/Accenture-Beyond-Supply-Chains-Report-2015.pdf>.
- World Economic Forum & Deloitte Touche Tohmatsu. 2013. *From the margins to the mainstream: Assessment of the impact investment sector and opportunities to engage mainstream investors*. Retrieved from http://www3.weforum.org/docs/WEF_II_FromMarginsMainstream_Report_2013.pdf.
- World Economic Forum, Ellen MacArthur Foundation, & McKinsey & Company. 2014. *Towards the circular economy: Accelerating the scale-up across global supply chains*. Retrieved from http://www3.weforum.org/docs/WEF_ENV_TowardsCircularEconomy_Report_2014.pdf.
- Xueming, L., & Bhattacharya, C. B. 2009. The debate over doing good: Corporate social performance, strategic marketing levers, and firm-idiosyncratic risk. *Journal of Marketing*, 73(6): 198-213.
- Yasemin, S., Idrissi, A. E., Bouri, A., Mudaliar, A., & Schiff, H. 2014. *Spotlight on the market: The impact investor survey*. Retrieved from http://www.jpmorganchase.com/corporate/socialfinance/document/140502-Spotlight_on_the_market-FINAL.pdf.
- Zafar, F., Nawaz, A., Farooqui, A., Abdullah, M., & Yousaf, I. 2014. Employees' retention through corporate social responsibility in large scale organizations. *International Journal of Business and Behavioral Sciences*, 4(1): 1-30.

